

WM-02

# PuyoPuyo CHAMPIONS™

Controls

Solo

Multiplayer

Options

Online



# Wireless Controller (DUALSHOCK®4)

**Directional Buttons**  
Left/Right: Move Puyo  
Up: Quick Drop\*  
Down: Fast Drop



**OPTIONS Button**  
Pause/Unpause

**○ Button**  
Rotate Right  
Toggle Giant Puyo Color

**⊗ Button**  
Rotate Left  
Toggle Giant Puyo Color

\* You can allow Puyos to drop instantaneously by turning Quick Drop ON in the settings screen before the match.



# Title Menu

In addition to the Main Menu, you can jump into a quick solo match by selecting Puyo Puyo 2 or Puyo Puyo Fever from the Title menu.



**Puyo Puyo 2**  
A casual game mode where you pile Garbage Puyos on your opponents by connecting and popping Puyos. Create chains to neutralize incoming Garbage Puyos and counterattack your opponent!

**Puyo Puyo Fever**  
Build your Fever Gauge by neutralizing Garbage Puyos and unleash Fever Mode. Pop Puyos with speed and skill to unleash huge chains for devastating attacks!

## Main Menu

### Solo

Play solo against CPU opponents.

### Multiplayer

Enjoy 2-4 player battles, or host a Tournament for up to 8 players for a true challenge.

### Options

Check your in-game progress or change settings.

### Online

Face off with players online or watch replays.



# Basic Rules

## Puyo Puyo 2 Game Screen

### 1. Garbage Queue

Garbage Puyos generated by your opponent.

### 2. X

You lose when your Puyos pile up to this point.

### 3. Next Puyos

Preview of upcoming Puyos.

### 4. Puyo Pairs

A pair of Puyos of the same or different colors.

### 5. Player Board



### 6. Opponent Board

### 7. Score

### 8. Player Icon and Name

### 9. Rounds Won

### 10. Opponent Name and Icon

## How to Pop Puyos

You can pop Puyos by connecting 4 or more of the same color vertically and/or horizontally. Skillfully connect and pop Puyo pairs by moving, rotating, and fast dropping them.



## Game Over

Piling up Puyos to the red X will result in losing the round.





# Basic Rules

## Simultaneous Clears

Pop groups of different-colored Puyos simultaneously to send even more Garbage Puyos to your opponent.



## Neutralizing

You can reduce your incoming Garbage Puyos by popping Puyos of your own. The more you clear, the less garbage you'll get.



## All Clear

Emptying your board of all Puyos is called an All Clear. This will send a massive amount of Garbage Puyos to your opponent with your next attack.



## Quick Turn

Even when caught between two columns of Puyos, you can rotate a falling pair vertically by quickly pressing the rotate button twice.





# Basic Rules

## Chains

When one popped group of Puyos triggers another group to pop, this executes a chain. The longer your chain lasts, the more Garbage Puyos you'll send to your opponent.



## Nuisance Queue

The queue of incoming Garbage Puyos can be seen at the top of a board. The appearance of the icons tells you the amount Garbage Puyos each one represents.



Icon, Name, Amount						
Small	Big	Rock	Star	Moon	Crown	Comet
1	6	30	180	360	720	1440





# Basic Rules

## Puyo Puyo Fever Game Screen

### 1. Garbage Queue

Garbage Puyos generated by your opponent.

### 2. XX

### 3. Next Puyos

### 4. Puyo Units

A unit of Puyos of the same or different colors. They may come in units of 2, 3, or 4.

### 5. Player Board

### 6. Opponent Board

### 7. Fever Time



### 8. Fever Gauge

### 9. Score

### 10. Player Icon and Name

### 11. Rounds Won

### 12. Opponent Name and Icon

## Giant Puyos

These are giant Puyos of a single color that can be changed by pressing the rotate button. Giant Puyos split into 4 regular Puyos upon landing.



## Fever Mode

Neutralizing incoming Garbage Puyos builds up the Fever Gauge. Once it's full, Fever Mode activates.

When your opponent neutralizes incoming Garbage Puyos, Fever Time increases. Once you're in Fever Mode, a prearranged combo setup fills the board, and a combo-triggering Puyo will drop. Once Fever Time reaches 0, Fever Mode ends, and you return to normal gameplay.





## Solo

### Select Ruleset

Choose between the Puyo Puyo 2 or Puyo Puyo Fever ruleset.



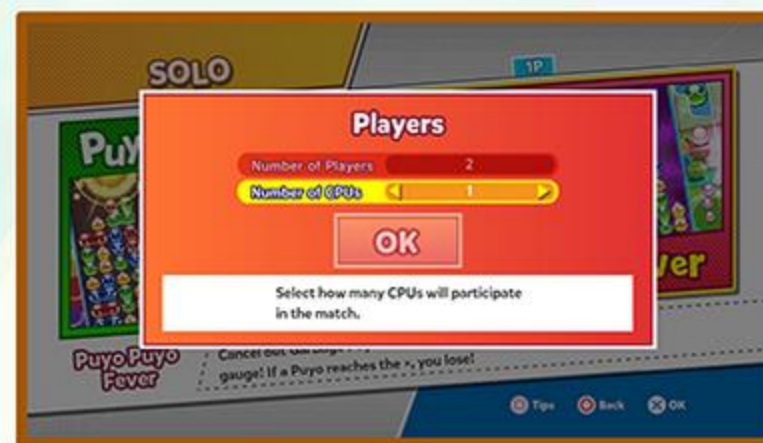
### Select Mode

Battle mode is for playing a single match, while Endurance mode lets you face off against different opponents until you lose.



### Number of Players

Allows you to set the number of CPUs (up to 3) to play against in Battle mode.



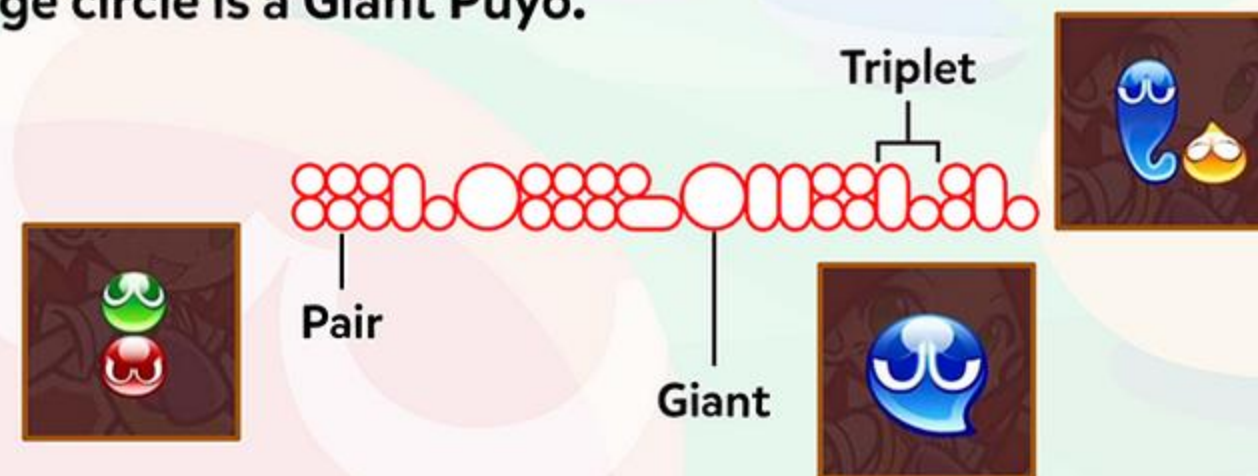
### Character Select

Here, you can select a character. In Puyo Puyo Fever, you can check each character's Fever Type, along with their Puyo patterns.



### Puyo Patterns

These represent the types of Puyos and the order they appear for a character. The two small circles stacked on top of each other depict a typical Puyo pair. The oval with a circle next to it is a Puyo triplet. The large circle is a Giant Puyo.





Solo

## Match Settings

Here, you can change rules and other setting before beginning a match.

### Set Count

Changes the number of sets required to win the match.

### Win Count

Changes the number of rounds required to win a set.

### Quick Drop

Toggles Quick Drop ON/OFF. When set ON, Puyos can be dropped instantly.

### Comeback Assist

When toggled ON, it gives the loser of a round the following advantages in the next one:



#### Attack Up

Increases the amount of Garbage Puyos sent to opponents.



#### Garbage Rate Down

Decreases frequency of Garbage Puyos dropping.



#### Chain Setup

Starts the match with chain setup.

### Board Side

Choose whether you want your board to appear on the 1P or 2P side for a match.

### Customize

Choose the match's background, Puyo skin, or BGM, and toggle sound effects ON/OFF.

### Handicap

A character's handicap adjusts their Puyo drop speed and other factors. It increases by the following levels: Sweet, Mild, Medium, Hot, and Spicy.



- CPU characters with a higher handicap are difficult to play against.
- When a player character's difficulty is set to Sweet or Mild, hints will be provided showing possible placement for triggering chains.
- When set to Spicy, characters will start with Garbage Puyos on their board.

### Game Settings

Adjusts minimum chain required to send Garbage Puyos, number of Puyos needed to pop in Puyo Puyo 2, and Fever settings in Puyo Puyo Fever.



# Multiplayer

2 to 4 players can battle it out, or up to 8 players can face off in a grand showdown. Like in Solo, you'll select your Ruleset, Mode, Number of Players, and Characters. In Multiplayer, your Mode and Player count choices differ from Solo.

## Versus

A multiplayer match that can consist of 2-4 players all battling it out simultaneously. With 3 or 4 participants, players can compete while divided into teams. After character selection, choose between ♠, ♥, ♣, or ♦ to team up with characters of the same suit.



## Tournament

Winners move on, and losers drop out. You can arrange the brackets by positioning the character icons. When it's their turn for a match, players will be prompted to press a button on their controller of choice. Players are labeled as 1P, 2P, 3P, etc. to help identify who's who.

- Because Tournament matches are 1 vs. 1, up to 8 players may participate with only 2 controllers.

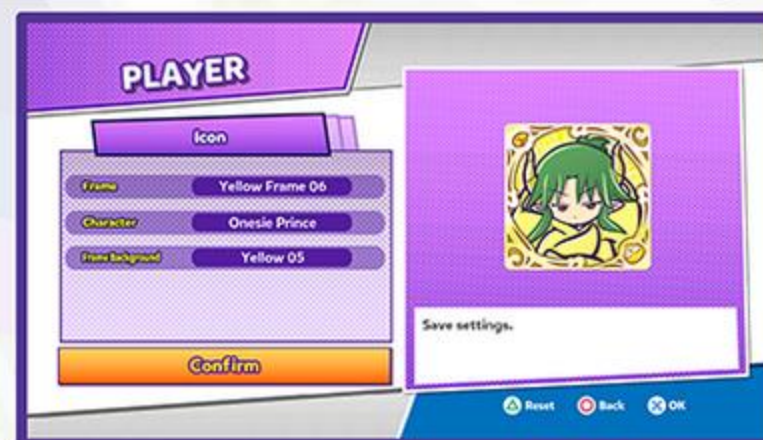




## Options

### Player

In Icon, you can create an avatar that will display in Solo and Online battles. Under General, you can set your default character select choice, a Location that appears in your Online profile, and a filter for what type of matches you want to play in Puyo Puyo League. The Customize menu lets you choose default match settings.



### Theatre

You can view your saved replays, listen to in-game music and sounds, and view staff credits. While watching a replay, you can view the battle history of all chains, neutralizations, fever modes and more. Move the cursor left or right and select timeline points to start playback from them.



### Stats

Here, you can check your Online records and info, as well as view your collection of medals for gameplay feats.

### Options

Aside from configuring the game's basic settings and control settings, you can also adjust the colors of the Puyo Puyos and the screen. To do so, set Filter to On.



## Online

Connect online and play with friends or players around the globe. You can also upload your replays from this menu.



## Puyo Puyo League

In this mode, compete against players around the world. Go for victory and climb the league's ranks.

### Rating

The higher your rating, the more you are recognized as a skilled player. You will be matched with players close to or matching your own rating. Winning against these players will increase your rating, while losing will decrease it.

### Promotion and Demotion

Consecutive victories may result in a Promotion Chance match, where you may be able to advance to the next league. However, consecutive defeats may result in a Demotion Risk match, where you may drop in rank if you lose.



Online

## Find Opponent

The game will automatically find an opponent for you while you wait in the standby screen. Pass the time by strategizing, viewing your opponent's profile, or greeting them with preset messages. When you and your opponent both select "Ready," you then choose your characters and the match will begin. After a match finishes, you can search for another opponent or leave the mode.

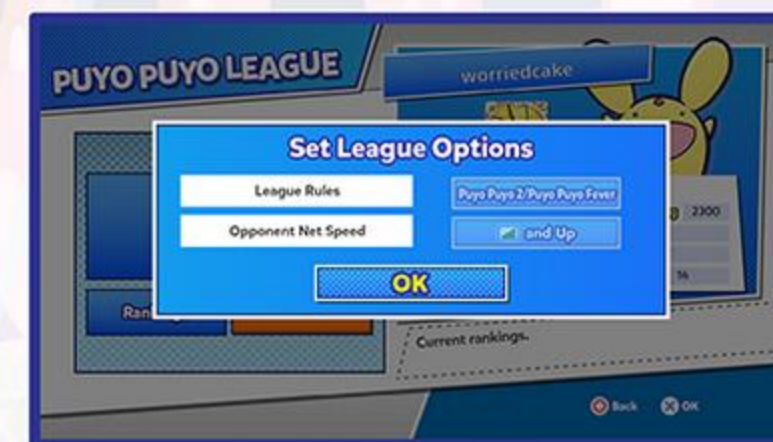
## Rankings

You can view the Top 20 players worldwide based on their rating, as well as where you rank.

- **Warning:** Turning off the console's power or disconnecting from the internet during a match will result in a loss and decrease your rating.

## Filters

You can change matchmaking settings here. You can choose to only play Puyo Puyo 2 or only Puyo Puyo Fever matches, or allow both. If you adjust the Opponent Net Speed filter, you will only match with players whose internet connection is as at least as good as your filter setting.



## Opponent Net Speed

During standby, an icon will appear to denote your opponent's connection speed. More bars means a more stable connection. Use the Opponent Net Speed filter to adjust who can match with you.



Online

## Free Play

Here you can play casual matches with adjustable rules. Your rating and league will not be affected in this mode, so enjoy some free matches in the two game modes!

### Select Ruleset

Like in other modes, you can first choose if you want play the Puyo Puyo 2 or Puyo Puyo Fever ruleset.



### Select Room

Selecting an already created room will let you check its rules and current player count. Take your pick and jump in!



## Create Room

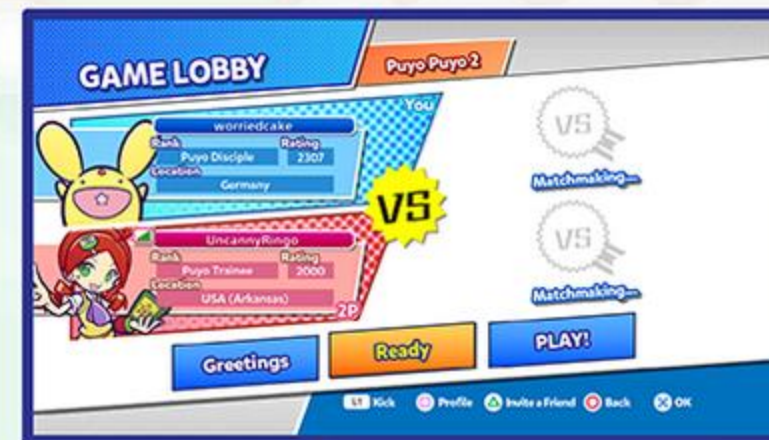
When creating a room, you can configure the following settings:

- **Privacy:** You can set a password when configured to Locked.
- **Connection:** You can filter your opponents by their connection speed.
- **Spectate:** When allowed, other players can spectate your matches.
- **Cheer FX:** When on, visual effects will display when spectators cheer on the players.



## Game Lobby

Selecting Greetings lets you send preset messages to other players in the room. When either all members are ready or player 1 selects "PLAY!," the match will begin.





Online

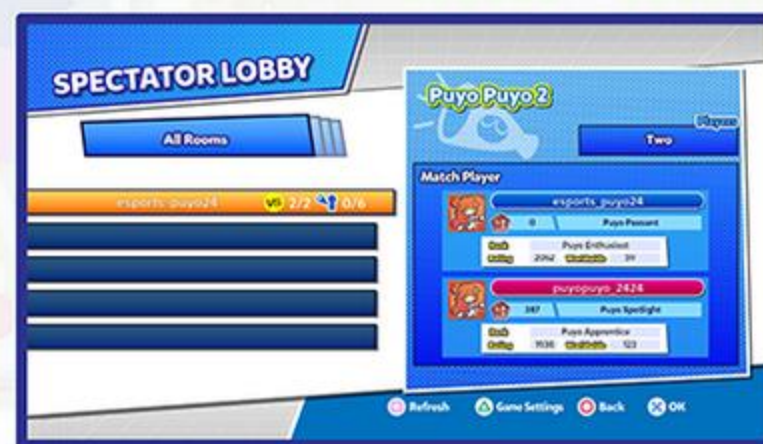
## Spectate

Allows spectating of other players' Free Play matches.

- You can only spectate matches where Spectate is set to Allow.

### Spectator Lobby

Once you select the room for spectating a match, you'll be shown the Ruleset used and the competing players' details.



### Standby

You can send cheering stamps while waiting for a match to begin. Once the competing players have chosen their characters, the match begins.



## Spectating Matches

You can cheer for the competing players during a match. By selecting the player you wish to cheer for and pressing the appropriate button(s), sound effects will play and the cheer gauge will be filled. Once the gauge is filled to the max, a smoke animation will play on the corresponding player's side of the board. You can leave a match anytime by holding down the X button.



## Result Screen

Once the match ends, the winner will be announced. You can also see exactly how the match was won.



Online

## Join Friend

This will allow you to join a friend who is already playing or check for invites.

Check for invitations sent by your friends. You can join your friend's room and play matches by selecting Join.

- You can invite friends to a Free Play room by pressing the triangle button in the lobby.

## Options

You can check your progress for each mode and make changes to game settings.

## Puyo Puyo Broadcast

Watch replays uploaded by your friends and other players from around the world. Learn from the best by watching top players' techniques! Selecting a replay will begin its playback.

### Upload

By selecting a replay you have saved, you can upload it from here so that it's available for other players to view.



- You are limited to 1 replay upload. Subsequent uploads will replace the previous one.



©SEGA. SEGA, and the SEGA logo are either registered trademarks or trademarks of SEGA CORPORATION or its affiliates. All rights reserved. SEGA is registered in the U.S. Patent and Trademark Office. All other trademarks, logos and copyrights are property of their respective owners.

Permission is hereby granted, free of charge, to any person obtaining a copy of this software and associated documentation files (the "Software"), to deal in the Software without restriction, including without limitation the rights to use, copy, modify, merge, publish, distribute, sublicense, and/or sell copies of the Software, and to permit persons to whom the Software is furnished to do so, subject to the following conditions:

The above copyright notice and this permission notice shall be included in all copies or substantial portions of the Software.

THE SOFTWARE IS PROVIDED "AS IS", WITHOUT WARRANTY OF ANY KIND, EXPRESS OR IMPLIED, INCLUDING BUT NOT LIMITED TO THE WARRANTIES OF MERCHANTABILITY, FITNESS FOR A PARTICULAR PURPOSE AND NONINFRINGEMENT. IN NO EVENT SHALL THE AUTHORS OR COPYRIGHT HOLDERS BE LIABLE FOR ANY CLAIM, DAMAGES OR OTHER LIABILITY, WHETHER IN AN ACTION OF CONTRACT, TORT OR OTHERWISE, ARISING FROM, OUT OF OR IN CONNECTION WITH THE SOFTWARE OR THE USE OR OTHER DEALINGS IN THE SOFTWARE.

Unauthorized copying, reproduction, rental, pay for play, public performance or transmission of this game is a violation of applicable laws.

"PS", "PlayStation", "PS4" and "DUALSHOCK" are registered trademarks or trademarks of Sony Interactive Entertainment Inc.  
"Sony Entertainment Network" is a trademark of Sony Corporation.  
Library programs ©Sony Interactive Entertainment Inc.