

mega cd • mega drive • master system • game gear

THE DIRTY ROTTEN TIPS BOOK

A MASSIVE COLLECTION OF
THE VERY FINEST IN SNEAKY
TIPS AND NASTY CHEATS

FREE WITH

SEGA
POWER

January 1994

THE DIRTY ROTTEN TIPS BOOK

A MASSIVE COLLECTION OF THE VERY FINEST IN SNEAKY TIPS AND NASTY CHEATS

Inside this small book we've managed to cram in the nastiest selection of cheats for the Mega Drive, Master System, Game Gear, Mega CD, Action Replay and Game Genie. The most up-to-date and low-down dirty cheats that you'll find anywhere. In fact, some of the cheats are so new and fresh that the games that they're for haven't even been written yet.

(That last bit wasn't exactly true, we just got carried away a bit. Sorry.)

Published in the UK by Future Publishing, Ltd., 1993
© Copyright 1993 Future Publishing Ltd.

All rights reserved

Printed and bound in Great Britain
by BPCC Paperbacks Ltd
Member of BPCC Ltd

This book is given away with the January 1994 issue of *Sega Power* on the condition that it may not, by way of trade or otherwise, be lent, sold, hired out or otherwise circulated without the publisher's prior consent in any form of binding other than that in which it is published.

THE DIRTY ROTTEN TIPS BOOK

SEGA
POWER

Presented by

Written by Dean Mortlock, with loads of help from Alex Soboslay, Tim Norris, Mark Ramshaw, Daniel Wallace

Sega Power, published on the first Thursday of each month by Future Publishing, is a most excellent magazine of reviews, news and tips for real game-players on all Sega machines

Future Publishing Ltd,
30 Monmouth Street, Bath, Avon BA1 2BW
Tel: 0225 442244
Fax: 0225 446019




CONTENTS

MEGA DRIVE TIPS	9
MASTER SYSTEM TIPS	45
GAME GEAR TIPS	61
MEGA CD TIPS	73
ACTION REPLAY CODES	83
GAME GENIE CODES	91
INDEX	97

MEGA DRIVE TIPS


From *Aladdin* to *Zool* – we've compiled the most up-to-date tips list possible. Every Mega Drive tip worth its salt have been carefully picked and frozen at the peak of its freshness. In fact, I think you should stop reading this text this instant and start getting into the tips. Good advice?



ALADDIN

Level skip:

If you've had enough of a certain level and want to try the next one, then this cheat will – spookily enough – do it for you. Simply pause the game and press A, B, B, A, A, B, B, A, and this will zap you forward to the next level. You can use this cheat as many times as you like in one game.



ALIEN 3

Level skip:

Go to the options screen and plug your pad into port two. Now press C, Up, Right, Down, Left, A, Right and Down. If you've done everything correctly you'll hear a power-up sound.

Plug your joystick back into port one and start the game. Now pause the game, press Buttons C, A, B and unpause the game. You should now have skipped a level.

ALISA DRAGOON

Cheat mode:

As soon as you turn on the Mega Drive, hold down Button A and keep it held down until the GAME ARTS screen disappears. Now release it and press Button B until the GAINAX logo goes. Release Button B, and then hold down Button C until the MECANO logo disappears. Finally, release Button C and press Start. Connect a second joystick and the following wondrous delights are at your disposal:

Pad 2:

Press Button A to freeze the game; press it rapidly for a slow-motion mode. Pressing Button C will skip you to a later part of the level, and Button B will put you back in the game.

To get to a different level, press any of these combinations directly after pressing the C Button:

Stage	Button(s)	Stage	Button(s)
1	C	2	B
3	B, C	4	A
5	A, C	6	A, B
7	A, B, C	8	Start

Pad 1:

Freeze the game by pressing A on pad 2, then press the following directions for more cheats. (You have to hold the direction down until the freeze mode deactivates itself.)

Up	Restores your HP
Left	Raises your Lightning power by one
Right	Raises the power of your current monster by one

ANOTHER WORLD

Level codes:

Level	Code	Level	Code
1	LDKD	9	DDRX
2	HTDC	10	HRTB
3	CLLD	11	BRTD
4	LBKG	12	TFBB
5	XDDJ	13	TXHF
6	FXLC	14	CKJL
7	KRFK	15	LFCK
8	KLFB		

BATMAN: REVENGE OF THE JOKER

Level select:

Press Start on the title screen and then move the bat to the Password Option. Press Start again and enter the code: 5257. Hit Button A and a bunch of strange symbols will appear underneath the password entry section. You can now enter your starting level code.

If, for example, you enter the code: 5200, you'll go straight to level 5-2. The first number indicates the level and the second, the stage, but the last two digits must always be zero. (The code won't work otherwise, you see.)

BIO-HAZARD BATTLE

Level select:

When the Sega logo appears, hold down Button C. When the title screen pops up, keep Button C held down and make a circular motion with the joypad – starting at the up position and working your way around in a clockwise direction. You should hear a noise if the cheat's worked. Now press Start and you can begin on any level you like.

BUBSY

Level codes:

Level	Code	Level	Code
1	JSSCTS	9	DBKRRB
2	CKBGMM	10	MSFCTS
3	SCTWMN	11	KMGRBS
4	MKBRLN	12	SLJMBG
5	LBLNRD	13	TGRTVN
6	JMDKRK	14	CCLDSL
7	STGRTN	15	BTCLMD
8	SBBSHC	16	STCJDH

BUCK ROGERS

Buck to the rescue:

Buck will help you out of a tough spot later in the game. He'll race to your aid when you're being held prisoner in the Pirate Ship.

CHUCK ROCK

Level skip:

Press ABRACADABRA (using the A, B and C Buttons and Right and Down on the joypad) in the title screen while the band's playing. The guitarist will stop playing and smile at you. If you then press Buttons A, B and C, together, he'll smile again and this means the cheat's worked. Now start playing the game.


Pressing the following combinations will skip you around the levels like so:

- | | |
|--------------|-------------------------------|
| A and Up: | Go forward one complete level |
| A and Right: | Go forward one stage |
| A and Down: | Go back one complete level |
| A and Left: | Go back one stage |

COLUMNS

Magic block:

Build a column of blocks on one side of the screen, then, when a magic block appears, position it so that only two of the three blocks fit onscreen. The third block will now fall separately.



COOL SPOT

Level skip:

Pause the game and then press Buttons A, B, C, B, A, C, A, B, C, B, A, C. Now simply unpause the game to jump to the end of the level.

CRUE BALL

Level select:

Go to the music demo and select the level 6 music. Press Buttons A, C, A and B (in that order) while the tune is playing. Now go back to the title screen and start the game. When the level screen comes up, hold down Button B and press Up until the number increases to the level you wish to start on. To go down levels, simply press Down instead of Up.

CYBORG JUSTICE

Cheat menu:

For a secret options menu pause the game by pressing: C, B, B, C, C, A, C and B when playing in Arcade mode. You can now select loads of stuff like difficulty, number of lives and a level skip.

DESERT STRIKE

Level codes:

Level	Code
2	BQJRAEF
3	TLJKOAP
4	WTEOVJP

DRAGON'S FURY

Straight to the top:

To send the ball into the top of the table from the start, just follow these simple instructions. When you're starting with a new ball, hold down Button B until the spring is pulled back as far as it will go. Then release B and immediately press it again. The ball will shoot straight into the top field while you are holding down B.

Password cheat:

If you're having a really good game, pause it with the ball in the main screen and press Button A. Make a note of the password that appears, and when you enter it later you'll start a game with your old high-score and number of balls.

Codes:

ALCLAE8ECK	Takes you to the last level
TECHNOSOFT	Gives you 10 balls
Ø956335555	Gives you 33 balls

DUNGEONS & DRAGONS: WARRIORS OF THE ETERNAL SUN

General tips:

- ① If you find yourself short of cash, stay on the Molten Rock next to the entrance of Beyond The Flames and wander around. You'll regularly run into a Red Dragon which, when defeated, yields about 2,000 gold pieces at a time. (You'll need the Ring Of Fire Resistance from the Azcan Temple to do this.)
- ② Character selection: Choose a cleric, Thief, a Mage/Elf character and one other. Clerics are essential for healing characters, Thieves for Disarm/Spotting Traps and Magic Users for serious firepower.
- ③ You can find the Cloudhill, Ice Storm and Lightning Bolt spells in Beyond The Flames. Kill the Red Dragon near the start. Then head West into the corridor, then North, East and South – into the room with the Ogre/Giant in it. Kill him and you'll find the spells hidden in a small room on the South wall of the Ogre room.
- ④ In the Azcan Temple you can avoid nearly all the traps by using secret doors. Map it carefully though.
- ⑤ When the city folk go mad, don't visit the Duke – as he banishes you from the city. This will mean that dead characters cannot be resurrected.


E.A HOCKEY

Scoring tip:

If you're having trouble getting goals, just skate straight towards the goal. When you're near the keeper, press the B Button and the puck should go through his legs. (Well, it should do most of the time anyway.)

Code:

If you're still having trouble getting to the final, just enter this code to play USSR versus the USA: HKT82Y93JDB7G435.



ECCO THE DOLPHIN

Invincibility:

Go to the password screen and enter the password for the level that you wish to start on. Before exiting the screen, though, press down A and then Start and keep them held down until the game starts. Release both buttons and the game should be in pause mode. Press Start again to start the game.

Unlimited air:

Enter SHARKFIN on the password screen to get unlimited air. Now, when you get into the game, press B and then A straight afterwards. You will now activate a deadly sonar that will destroy any enemy.

Codes:

Choose your starting level by entering the word PLEASE followed by the following two letters:

Ice Zone:	EE
Island Zone:	FF
Pterandon Pond:	GG
City of Forever:	HH
Undercaves:	II
Deep City:	KK
Last Fight:	OO
Origin Beach:	QQ
Marble Sea:	UU
Open Ocean:	WW
Ridge Water:	ZZ

EUROPEAN CLUB SOCCER

Never lose:

If you type 'QUITTER' on the password screen and then play as usual, it's now possible to quit a match without automatically losing the game. Usually, if you quit a match while you're winning, the opposition will automatically have a winning result of one more goal than you. For example: if you quitted a match while winning 3-0, the final result would be 3-4.

Harder kick:

Enter your password as THREE SHREDDED WHEAT (each word on a separate line) to give your player super-human shooting abilities.

Codes:

Barcelona vs. Anderlecht	98YTAEAG
	AE
Barcelona vs. VVV	ICYUAEAI
	GA

Two player game:

Juventus vs. Marseille	3CCECCWI
	AEXEDQ

EX-MUTANTS

Cheat menu:

Go to the options screen and set the music to Ø5 and the sound FX to 21. Highlight Exit, then hold down Buttons A, B and C before pressing Start.

Shannon will say "Too easy!" and then a cheat screen full of options (infinite lives, stage select and infinite weapons) will pop up. You can only select one cheat from this menu, however, so choose wisely. The game starts as soon as you've made your choice.

FATAL FURY

Tons of continues:


When you've lost a match and you're on the screen where you can choose to either continue or die, hold down Buttons A, B, C and Up. Then you can pump up your continues to max.

Infinite time:

Go to the options screen and select the Time option. Press, and hold, A and Left. The readout will now move to ØØ and this will give you unlimited time.

Weird city:

Enter the options screen and go to Point. Press Left while holding down the B Button. (Until the point goes down to Ø.) This means you'll need to win 99,999 matches to qualify for the next round.



FLASHBACK

Ghost cheat:

To get through the closed doors without a key, pillars and walls, just stand in front of them (but facing the opposite direction). Now press A and the appropriate direction to run away from the door. Then, as you start to move, take your finger off the A button and turn back to face the door and then press A again. You'll now be able to go straight through the obstacle. But don't stop halfway through or you're liable to get stuck.

Level codes:

	Easy	Normal	Expert
1.	PIXEL	FALCON	CLIO
2.	BESTY	DATA	ACRTC
3.	PANCHIO	MILORD	BLOB
4.	STUDIO	QUICKY	STUN
5.	OHO	BIJOU	MIMOLO
6.	AKANE	BUBBLE	HECTOR
7.	INCBIN	CLIP	KALIMA

THE FLINTSTONES

Cheat-tastic, mate:

Choose five lives, your difficulty level and then press Buttons A, B, C and Start (all together). Now rotate the joypad clockwise. When you're on the title screen, press Start and you won't lose a single heart throughout the game.

For infinite lives, choose five lives again, then press Buttons A, B, C and Start. Now press Left and Right until the title screen appears. Now, press Start. You should find that when you run out of lives, nine more will appear.

GADGET TWINS

Invincibility cheat:

Connect two pads to your Mega Drive (even though you won't actually use the second one) and wait until the title screen appears.

When Bop and Bump come in from the sides, press Buttons C, A, Right and Left twice. The colours of the two planes will now swap and when you start the game you should, if everything's gone smoothly, be invincible.

GALAHAD

Infinite lives/level skip:

Enter LTUS on the password screen to get infinite lives when you start the game. Also, if you press Buttons A and Start at any time during the game – after entering the above code – you'll automatically skip to the next level.

GHOULS 'N' GHOSTS

Invincibility and level cheats:

On the title screen press A four times, followed by the combinations below:

B and Start	Invincibility
Up, A and Start	Starts you halfway through level two
Down-Right, A and Start	Takes you to Loki
Down, A and Start	Starts you on level three
Left, A and Start	Starts you halfway through level four
Right, A and Start	Starts you on level five

GRANDSLAM TENNIS / JENNIFER CAPRIATI'S

Strength code:

Enter CON FIG on the password screen and then fill the rest of the display with full stops. You should now access a special configuration screen. From here you can choose between Music Test options, options to change the strength of your opponents and even options to change your own strength.

GREEN DOG

Slow motion:

Start the game as usual, then pause it by pressing Start. Now press Down, A, C, Up, Left and Left. If the cheat's worked you'll hear a ringing sound and the game

will play in a slow-motion mode. When you fancy getting the standard speed back, pause the game again and press Left, Right, Up, Down, A and C.

Rapid-fire discs:

At anytime during the game press Start to pause the game. Then press C, A, B, A, Left and Left again. You'll hear a ringing sound to let you know the cheat's worked and you'll have rapid-fire discs.

THE IMMORTAL

Level codes:

Level	Code
4	465FA31001EB0
5	D4BFD41000EB0
6	BCFEF51010A41
7	6B10F61010ACL
8	E590D710178C1

INDIANA JONES AND THE LAST CRUSADE

Level select:

When the LucasFilm logo appears, press A, B, C, B, C, A, C, A and B. If the cheat's worked you'll go to a level select screen. At the top, in big red letters will be SHHHHHHH. Beneath that you'll be able to choose the starting level.

JAMES POND

Level warps:

On mission one there are hidden warps to level eleven (on the far left – out of the water) and on level six (on the far left of the sea bed – just before the cliffs). Collect all the letters in the baddie room to spell JAMES POND and you earn a massive 10,000,000 point bonus.

JAMES POND 2: ROBOCOD

Level select:

On the start up screen – where it tells you to press Start – just hold Down, Left, A and C together, then press Start. You should now have complete level selection.

Infinite lives:


Get to the Sports level and cross two sets of spikes to get to the large tennis ball. You should now see five objects. Collect them in this order: Lips, Ice-cream, Violin, Earth and Snowman (L.I.V.E.S). This'll give you infinite lives.

Invincibility:

At the very start of the game, jump onto the roof and collect the objects there in this order: Cake, Hammer, Earth, Apple and Tap (C.H.E.A.T). This will give you about 10 minutes of invincibility.

Level skip:

Finally, to skip to the end of your current level, do the above trick (C.H.E.A.T) and then pause the game and press A, B, A and B. When you unpause the game the cheat'll work. You can use it as many times in one game as you like.



JENNIFER CAPRIATI'S / GRANDSLAM TENNIS

See Grandslam Tennis

JOHN MADDEN'S FOOTBALL '92

Superbowl codes:

Here's a whole load of codes to put you straight into the Superbowl. We've given you loads of different teams so you can choose your favourite:

BOBOG5NJ	Washington v Buffalo
DGDGKZ62	Green Bay v Buffalo
DSBJR2TY	Green Bay v Oakland
CPFNZDSM	Oakland v Minnesota
DKB1RXSC	Detroit v Oakland
CZY04OHZ	Detroit v Kansas
BHL5ZO6D	Detroit v San Diego
BH5YRKD8	Cleveland v New Orleans
CSS2LS17	Phoenix v Houston
B6BLCL3H	Phoenix v Buffalo

JUNGLE STRIKE

Level codes:

Level	Code
Sub Hunt	RNCDYKBX6GC
Training Ground	9V6FBTL6CD9
Night Strike	XT6CR9WNMCZ
Puloso City	VNMJ3746JKN
Snow Fortress	WSZKWPZF9TR
River Raid	TMDTPFK3BVY
Mountains	7DGSD3BRWK
Return Home	N4SP3X7NLMS

Choice of co-pilot:

If you enter the password: 3NSH3N6MHJK you'll begin the game with four lives and the choice of any co-pilot (including Wild Bill).

JURASSIC PARK

Jurassic Park? Jurassic gameplay more like. When you get a game where the style of game is almost as old as the characters starring in it, you know you've got problems. But it's sold loads so who am I to criticise?



Level codes:

Easy level

	Max. ammo	No ammo
Jungle	ØVVVVTO	ØØØØØØ11
Power Station	2VVVVQTQ	2ØØØØØ13
River	4VVVVTS	4ØØØØØ15
Pumping Station	6VVVVTU	6ØØØØØ17
Canyon	8VVVVTO	8ØØØØØ19
Volcano	AVVVVT2	AØØØØØ1B
Visitors' Center	CVVVVT4	CØØØØØ1D

Normal level

	Max. ammo	No ammo
Jungle	ØVVVVUP	ØØØØØØ22
Power Station	2VVVVUR	2ØØØØØ24
River	4VVVVUT	4ØØØØØ26
Pumping Station	6VVVVUV	6ØØØØØ28
Canyon	8VVVVU1	8ØØØØØ2A
Volcano	AVVVVU3	AØØØØØ2C
Visitors' Center	CVVVVU5	CØØØØØ2E

Hard level

	Max. ammo	No ammo
Jungle	ØVVVVVQ	ØØØØØØ33
Power Station	2VVVVVS	2ØØØØØ35
River	4VVVVVU	4ØØØØØ37
Pumping Station	6VVVVVØ	6ØØØØØ39
Canyon	8VVVVV2	8ØØØØØ3B
Volcano	AVVVVV4	AØØØØØ3D
Visitors' Center	CVVVVV6	CØØØØØ3F

KID CHAMELEON

Game warp:

To get straight to the last boss, go to Blue Lake Woods 2 and make your way through the level. Don't touch the flag near the end. Get up on the very last prize block and press Down and Right while holding down the jump and special weapons buttons.

KRUSTY'S FUN HOUSE

Level codes:

Level	Code
2	WHOAMAMA
3	FLANDERS
4	BROCKMAN
5	SIDESHOW

Entering the code SMAILLIW will open up all the doors. This means you'll be able to enter any of the rooms on any of the levels.

LEMMINGS

Level codes:

Well, we printed them once and they were wrong. We tried again and we were still wrong. This time there isn't any shadow of doubt that these are the correct *Lemmings* codes. I've only printed the ones from the Taxing stage upwards


because I believe that everyone should be at least up to there by now.

	Taxing	Mayhem	Present	Sunsoft
1.	FZBMD	SQBMD	GHTMD	HLDCW
2.	GDHKP	HZJSG	ZXLYG	BVLJY
3.	JLBDF	SFBKF	YJDTW	NPDQZ
4.	KHHKP	QDJTG	KRLQK	HRMZB
5.	BFBGN	VKBCR	XRFMJ	MTFPK
6.	HMJCB	KMJMS	DWLPT	GWMYL
7.	KTBWQ	VYBYR	CHFCK	SBFFF
8.	LQJCB	SXJIT	NZLDP	MLMLH
9.	YHBVH	PNBXJ	XVDWV	NBDZW
10.	ZLHXS	JMJWF	DZLYG	MPMZB
11.	CTBRJ	TRBMD	CLDTW	TFFNB
12.	DQHXS	RQJWF	NSLQK	NHMXC
13.	VMBTR	RSBLN	BTFMJ	DFFHF
14.	BGHPW	GVSVP	HXLPT	XHMRG
15.	DNBJM	WLBCR	GJFKK	FYFDG
16.	FKHPW	TKSMS	XHLHP	DMMFL
17.	JFBJD	GDBCV	XGDBW	VFDVZ
18.	KJHLP	VMJIL	DLLDH	PPMBD
19.	MQBFF	GSBYJ	CHDXW	BVDGW
20.	NMHLP	DRJIL	NDLVK	VWLQX
21.	FKBHN	PPBSM	BFFRJ	ZYFFG
22.	LRJDB	DRSLP	HJLTT	TBMQH
23.	NYBXQ	PDBQN	GTFNK	GFWWJ
24.	PVJDB	MCJZP	RMLJP	ZFMMDM
25.	CNBWH	JSBNF	BJDBW	BWFRB
26.	DRHYS	CGJPK	HMLDH	XYLNK
27.	BYBSJ	NLBFJ	GXDXW	FQDBX
28.	HVHYS	LKJPK	RFLVK	YRLLY
29.	YRBVR	LMBDS	FGFRJ	JYFTJ
30.	LRHSW	ZNJNT	LKLT	CBMFL

LHX ATTACK CHOPPER

End-level code:

If you're fed up of destroying everything in the first levels and want to get onto something a bit meatier, then the password CAIA R4G will take you through to the last mission.



LOTUS TURBO CHALLENGE

Level codes:

Level	Code
2	SLEEPERS
3	HERBERT
4	APPLEPIE
5	BUSINESS
6	MALLOW
7	STANDISH
8	TEA CUP

Cheat codes:

If the level codes aren't enough to help you complete the game, then you might appreciate these cheat codes:

MANSELL

If you enter this code you'll always qualify – no matter what time you get.

SLUGPACE

Use this code to get constant turbos. It will obviously make the car more difficult to control, but you'll leave the other cars standing.

MARBLE MADNESS

Level select:

There's only a few levels on this spherical game, but they're very frustrating. For a level select, just go to the options screen and set the following:

TEST FX: 2

TEST MUSIC: 5


You can now move the cursor to SELECT LEVEL and start the game on any level you want.

MAZIN WARS

Just fight bosses:

If you much prefer the one-on-one sequences to the itsy-witsy *Streets Of Rage*-type bits in this average title, then you might be interested in this sneaky cheat.

Go to the options screen and change the sound number to 18 and the sound effects number to 72. Go back to the title screen and you can now play through the guardians by pressing Start as normal.



MEGA-LO-MANIA

Hidden game:

If you enter JOOLS (the programmer's name) into the load game section, you'll be suddenly transported to an almost blank screen.

The game is a basic 360-degree rotational shoot-'em-up. There're lots of things to shoot and the odd thing or two to pick up. The controls are: A – thrust, B – fire and C – smart bomb.

To use the smart bomb, pick up the small objects that the thingies you destroy leave behind. There are a fair few levels to the game, but, um, that's about all I know. Oh, and watch out for the large floating heads – they can be pretty nasty.

Level codes:

Epoch:	People:	Code:
2	155	CQNAGGPJFHF
3	204	EJEDGCMVOHN
4	258	AESAMHPFZHH
5	313	JNWASMMXMUX
6	363	YLXAULPZUOJ
7	408	CQGDQBMRDPB
8	418	JUDAYOGRNVN
9	338	VPSCKZTQZUR
Final Battle	100	ORFDQCMODMV

MICK & MACK - THE GLOBAL GLADIATORS

Level select:

When the Sega logo comes up, press Buttons A, B, C and Start (but not together). Do this four times in a steady rhythm and – if you're lucky – you should get a screen packed with juicy cheats. This is a tricky one to activate, but stick with it – it's worth doing.

MICRO MACHINES

A boxfull of cheats:

For infinite lives, press B, Down, C, Down, Up, Down, Left and down when you're playing the game. To increase your vehicle's grip on the surfaces, press C, Up, Left, Right, A, B, A and C. To make your vehicle faster, press Up, Down, A, B, Left, Right, C and Start.

For a trickier game, press Left, Right, Left, Right, Up, Down, Start and Down. Finally, for an almost impossibly difficult game, press Left, Down, Up, Down, Right, Down, A and Down.


MORTAL KOMBAT

Gore code:

When you're on the code ethics screen, enter the code: A, B, A, C, A, B, B. You'll get a message – NOW ENTERING KOMBAT, and you'll be able to access the death moves and gore.

Cheat menu:

To bring up a cheat options menu, get through to the start screen – with Game Start and Options on it – and press the following keys: D, U, L, L, A, R, D. (Dullard, get it?) Now you should get another option on the screen – to tell you that the cheat has worked. Use this option to get another screen full of new options. Or something.



MUHAMMAD ALI'S HEAVYWEIGHT BOXING

Odd game code:

Enter the following code: HØ7ØØØ7Z in the Tournament Mode and you'll access a unique match. You'll be playing as Ali with a ranking of 1, and no wins or losses.

Your opponent, on the other hand, will be a gent by the name of Ali Muhammad who has white eyebrows, moustache, gloves, trunks and boots. He may look a bit odd, but he's rock hard and you should take great care when fighting him.

Stranger still, when you lose, the winner is congratulated (as normal), but he's lost his head and has the ref's torso instead of his own (!?!). Odd, very odd.

POPULOUS 2 - TWO TRIBES

Cheat codes:

HUMANOID – Tons more Mana.

WIBBLE – All FX in current game.

NOT HALF – Next game will be 999.

EXPERIMENT – Max experience.

RANGER X

Fluffy level:

Finding the standard levels of *Ranger X* a bit too nasty? Do you find the baddies in the game a bit too scary? Well this cheat may help you out. Go to the options screen and press A, B and C three times as quickly as you can. You'll hear a tone to let you know the cheat's worked and a new option – "Easy" – will appear.

Select this to enter a slightly different level.

Level skip:

Pause the game and press Up, Down, Up, Down, Up, Down, C, B, A, Right and Left. The background music will start playing and then if you press B you'll jump forward to the end-of-level-boss. If you're already on the boss screen when you do the cheat, then you'll jump forward to the next stage of the game.

ROAD RASH

Mega bucks:

For just over \$31,000,000 on level three, just enter this code on the password screen:

Ø1ØBØ Ø1DB5

UQPØ6 37UN9

ROAD RASH 2

Level codes:

Every first place code in the game. Plus the best bikes to go for at the end of a level:

Level 1

Alaska	ØØD8	11ØN
Hawaii	ØØDH	1Ø1B
Tennessee	Ø35P	113Ø
Arizona	Ø2JØ	117G
Vermont	Ø2U9	1ØF5

Cash & trade: \$7,750. Buy the Banzai 600 for \$6,500.

Level 2

Alaska	Ø5BH	Q1ØS
Hawaii	Ø38B	1M1V
Tennessee	Ø41Q	AN33
Arizona	Ø5RB	2N73
Vermont	Ø6IR	QMFC

Cash & trade: \$14,500. Buy the Banzai 750 (N) for \$14,000.

Level 3

Alaska	Ø8DA	3NØP
Hawaii	ØAUB	3M1D
Tennessee	Ø6A4	3C3Ø
Arizona	Ø8T4	RD7M

Vermont ØDE5 RCF8

Cash & trade: \$27,500. Buy the Banzai 7.11 for \$22,500.

Level 4

Alaska	ØGØ4	KCØK
Hawaii	Ø9ET	C918
Tennessee	ØDQD	4932
Arizona	ØJ4T	4976
Vermont	ØNGD	49FE

Cash & trade: \$46,500. Buy the Diablo 1000 (N) for \$38,000.

Level 5

Alaska	ØQQT	59ØV
Hawaii	ØF6L	5J13
Tennessee	ØM44	5J3L
Arizona	ØU1K	5I7D
Vermont	25U5	5JFD

After the last race of level five you have one more chance to race against all the police. This last section has a habit of crashing, so beware.

Choice of bike:

Go to Game Options and enter the Set Player mode. Go to Mano a Mano, pick your level and then pick Chain or Club and exit. Go to the Bike Shop and now buy any bike you want. Exit and go to Game Options, then Set Player Mode again. You can now start the game on any bike.


Wild Thang:

To get the hidden 'Wild Thing' bike, just enter this code: ØØ9N 1VØØ. For a two-player game, just enter the code for both players.

ROCKET KNIGHT ADVENTURES

Harder games:

When the Konami logo appears, press Down six times, Up twice and Down twice again to get a harder game mode. If that's still too easy for you, try pressing Left four times, Right four times, Left seven times, Right once and the Left once to get a "Crazy Hard" mode.



ROLO TO THE RESCUE

Plenty cheats:

From the title screen press – and hold down – Up, Left, A and C. Press Reset, but keep all the Buttons held down. After a few seconds, press B to get a menu that'll give you infinite lives, invincibility and access to the whole map.

SHINING FORCE

Rename characters:

Not the most helpful cheat in the world, but I suppose it might be of use to some people. This cheat will allow you to rename all the characters in the game. First, start a new game and enter the name of your character. After you've done that, go to "End" and press the following buttons: On joypad 2, hold A, B, C and then press Start. On the first joypad, press A, C and Start at the same time. A new character will appear. Give this character any name you like and then another one will appear.

This will continue until you've renamed all the characters in the game. Now when

you talk to the characters in the game, you'll be able to recognise them by the names that you gave them.

Whole game access:

Press Up and Start on the second joypad, THEN turn on the Mega Drive. Keep the buttons pressed until the Sega Logo comes up. Now press A and C (still holding down Up and Start) and press Start on the first joypad to begin the game.

When the girl appears on the option screen, carry on from where you left off and press A, B or C. Button A will give you Chapter select. Button B gives you a Battle select and Button C will take you to the ending of the game.

It's probably worth mentioning, though, that you can't actually save your position when you use this cheat, but it will give you a good chance to try out the later levels.

SHINING IN THE DARKNESS

Magic cheat:

Go to a repair shop with a magic item (one that loses power once you've used it). If you can't afford the repair job, drop off the object, go to sleep and then pick it up the next day. You'll get a huge cash bonus for doing this.

SMASH TV

Cheat codes:

If you use the following cheats (using the directional pad) on the story screen you should be able to get a lot further in this tricky game:


- | | |
|---------------------|--|
| UDLLR | Gives you an extra credit on level one. |
| UDUDLRL | Starts you on the Mutoid Man guardian. |
| URDLUDLRU | Starts you on level two. |
| DDL RUURLDUD | Puts you straight onto level two with two extra credits. |

SONIC THE HEDGEHOG

Level select:

Everybody should know this by now, but for the unfortunate few who don't, this is the most famous cheat in the history of console gaming:

On the main title screen press the following: Up, Down, Left, Right and then A – keeping it held down – and Start. You'll now go to a level select screen. This cheat is difficult to get working, but practice will pay off.



SONIC THE HEDGEHOG 2

Level select:

Go to the options screen and listen to the following sounds in this order: 19, 65, 09, 17. You should then hear a 'ping'. Return to the title screen and hold down Button A and then press Start.

Super-Sonic cheat:

Do the level select cheat and then play these tunes on the level select screen: 04, 01, 02, 06. Now select your starting level. As soon as you collect 50 rings press Button B and C together to turn into Super-Sonic.

14 continues:


Go to the Sound Test section of the options screen and play the following sounds: 19, 65, 09, 17, 01, 01, 02, 04. Next, highlight Player Select and press the Start button. This will start you on level one with 14 continues.

Level design mode:

Do the level select cheat and then play the following sounds on the sound test on the level select screen: 01, 09, 09, 02, 01, 01, 02, 04. The more observant among you will realise that this is the date of Sonic 2sday (1992/11/24).

Highlight the stage that you want to start on and then hold down A and Start to begin the game. You'll notice that the score has been scrambled; don't worry about that as it won't effect the game. If you now press B Sonic will change into a piece of the scenery. And if you fancy something different, pressing the A button will go through all the objects.

The selected object can be moved around the act and a quick press of the C button will save it in that position. A final press of B and you're turned back into Sonic.



SPIDERMAN

Cheat mode:


You'll need two controllers to get this cheat to work. Go to the options screen and put the cursor over the Level option. Now press, and hold, the Start button on controller two. Next, press, and hold, A, B and C on controller one. With all this still held down, press Up and Left on controller one.

Three exclamation marks should appear to let you know that the cheat's worked. Now start the game and pause it. If you now press A, B and C, you'll jump to the next level. Pressing A will get you more web, and B will get you more life.

SPLATTERHOUSE 3

Level codes:

Level	Code
2	REISOR
3	ETLBUD
4	TABRAE
5	ELPOEB
6	THENIX



STREETS OF RAGE

Level select:

Connect two pads and go to the title screen. Press Start and then go down to the options. Press Right on pad two and keep it held down, then Buttons A, B and C. You should now have all the buttons held down on pad two. Press Start on pad one and you'll go to the options menu. At the bottom of the screen, though, you should now see two extra selections: Players and Round Number.

Extra continues:

If you want extra continues on Streets Of Rage, then press Left, Left, B, B, B, C, C, C and then Start on the Game Over screen. You'll now be able to continue from where you last copped it.

STREETS OF RAGE 2

Level select:

Plug in two joypads and on the title screen press Start on pad one. Now move the cursor down to options. On the second pad press, and hold, A and B then Start. Hold A and B until the options menu appears. Now you can choose 'Very Easy' (I wouldn't recommend it, though) or 'Mania' game settings. You can also choose up to nine lives and your starting level.

Play same character:

On the title screen, hold Button B and Right on joypad one and get someone else to hold Button A and Left on pad two. Keep them held down and then press Button C on joypad 2. Keep everything held down, then when the first option screen appears (One-Player, Two-Player, Dual and Options), let go of everything.

Next choose a two-player game and you should be able to select the same character.

Number of kills:

If you're looking for a different kind of cheat, then try this one on for size. If you press Button A when you're on the high-score input screen, you'll be shown the number of kills you managed to get in the previous game.

SUNSET RIDERS

100 continues:

Go to the option screen and play the sound numbered 0E. Exit the option screen and press Start. Next, select your player by pressing the A Button. As soon as the character smiles at you, hold down the A, B and C Buttons until the game starts. If the cheat has worked, you should have 100 continues.

SUPER MONACO GP

Off with his head:

Play the Monaco and wet circuits and finish in the top three in both of them. Just before you cross the line on the wet circuit, though, hold down Buttons A, B and C. When you stand on the winners rostrum you'll be holding up your own head instead of the trophy.

SUPER SHINOBI 2

Level select:

Simply pause the game and press A, B and C together, then Up and Down to get a level select cheat.

Infinite shurikins:

Go to the options screen and select the "Shurikin" sound. Then choose zero shurikins. After a while the two zeros to signify the amount of shurikins you have will turn into an infinity symbol, "∞". You'll now have infinite shurikins when you start the game.

T2 – THE ARCADE GAME

Level skip:

On the title screen – when it says 'Push Start' – push Up, Down, Left and Right. Repeat this sequence, and if the cheat has worked Arnie'll shout 'Excellent'. Start the game as normal and now if you pause the game and hold down B and C, you'll skip the current level.

TAZMANIA

Level skip:


You'll need two joypads to get this cheat to work. Connect both of them, and when you're on the title screen, press A, B, C and Start together on both of the pads. You should hear a ringing sound. Now Start the game and pause it. Press Buttons A, B and C on pad one together to skip to the next level.

Level select:

For a level select do the title screen cheat as above (up to where you hear the ringing to let you know the cheat's worked) and Start the game and pause it. If you now press Button B and unpause the game you'll be able to choose any level.

Invincibility:

Do the main cheat, then start the game and pause it. Now press Button C and then unpause the game. You should now find that Taz is flashing (like when he picks up one of the red stars) and invincible. Watch out for the big drops, though, as they'll still kill you.



TEENAGE MUTANT NINJA TURTLES

Level select:

When the Konami logo appears, press: C, B, B, A, A, A, B, C. Now, when the title screen comes up, press: A, B, B, C, C, C, B, A. With a simple smattering of good fortune and a personal visit from Mr Luck, you should have a level select option.

THUNDERFORCE 3

Full weapons:

Pause the game and then simultaneously press Up and Button B ten times; then Button B and Down ten times. Repeat this until you're in possession of all the available weapons.

THUNDERFORCE 4

99 lives:

On the options screen put the ship stock down to zero, then move to the exit. Now hold down A, B and C and press Start until you're into the game, You'll now have 99 lives. If you lose them all and continue, you'll still have all 99 lives.

TINY TOONS

All map code:

Press Start during the title screen and, when the options appear, select password entry. Use this code and enter it using just Button B: NGQQ WWQW QKWQ QWWQ WGRY. When you start the game, you'll be able to see all of the map.

TWINKLE TALE

Level select:

Start the game and wait for the storybook to appear. Now hold down the Up-Left diagonal and Buttons A and C. Press Start and you can now choose your starting stage.

TWO CRUDE DUDES

Extra lives:

At the end of every level there's a bonus game where you have to beat up a Cola vending machine. Smash it up but don't pick up the cans that it drops. Now (before the time runs out) walk off screen for an extra life.

UNIVERSAL SOLDIER

Level codes:

Level	Code
5	JLGPH
6	JDRSD
7	PKSND
8	CWBPN
9	SFTNP
10	CMVDG
11	BYTCM

Invincibility code:

If you enter the code RWRZS on the password screen you'll become invincible – the whole display should go green to tell you the cheat's worked.


Display power-ups:

Enter the code SHBXZ and the screen will go grey. Now when you're playing the game all the blocks that contain power-ups will magically reveal themselves to you. That's quite helpful, really, isn't it?

X-MEN

Cheat mode:

When you're on the main *X-Men* title screen, hold Down, A and C on the first controller and then press Start. Then, when Magneto appears, press Start again. Now put the controller back into the first port and choose your difficulty level and choice of X-Man. (Er, X-Man doesn't quite sound right, does it?) When you've chosen your character, walk to the right and you'll see eight wall panels and six floor tiles – each floor tile represents a different level. Walk onto the one you want and press Down and the C button to get to your chosen level. If either of your power levels are running down during the game, then pressing Start twice will give you full energy back.



XENON 2

Invincibility:

Play the game and get a high score. Enter the letters 'ARM' in the high-score table. Now play the game again and get a lower score than before (but still enough to register as a high score) and enter 'OUR' in the table.

The High-Score table should now have 'ARM' and 'OUR' in first and second

places. Wait for the game to return to the Attract Mode and press Reset. Now play a game and you should be indestructible.


Infinite lives:

To get infinite lives just do exactly the same as above, but put 'OLD' instead of 'ARM' and 'AGE' instead of 'OUR'.

ZOOL

Level skip:

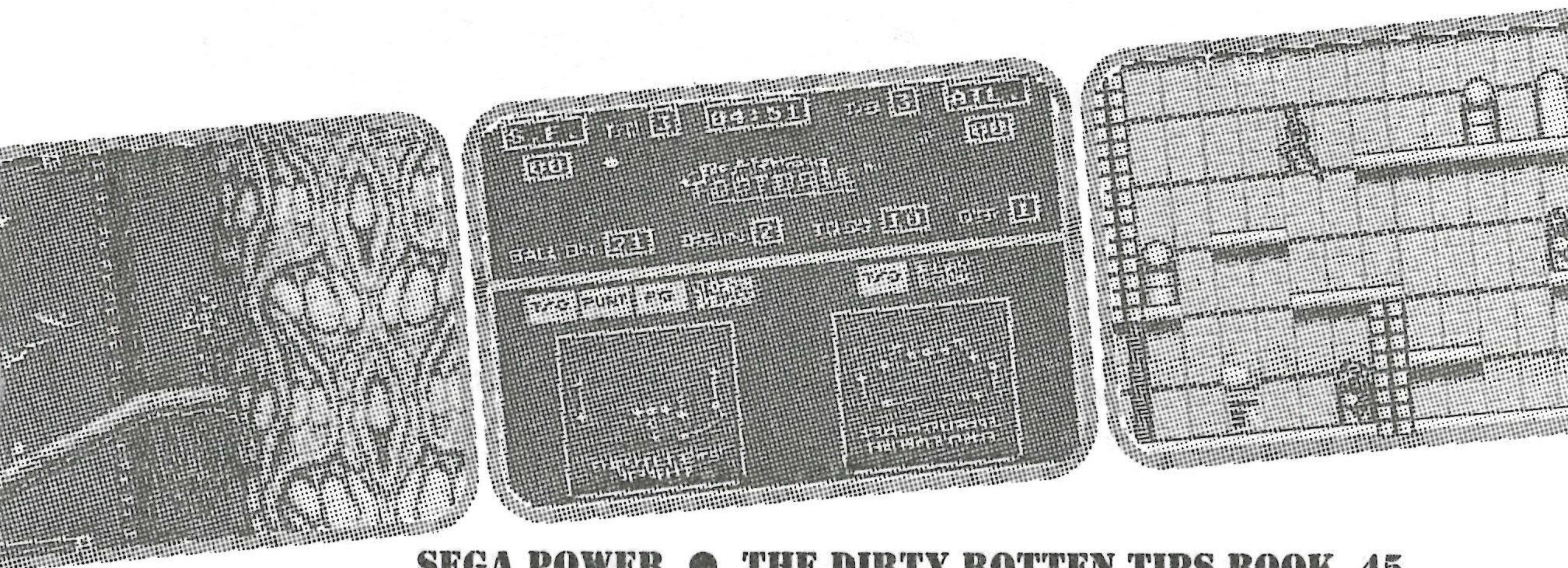
Pause and press CRABBALLARD (using the buttons for A, B and C and Right for R etc). If you now press the D-pad Up you'll skip a stage and if you press it Right then you'll jump a complete level. It's as simple as that.



MASTER SYSTEM TIPS

Next we have the Master System cheats. Sega's oldie but goodie is still managing to hold its head up with the best of them, and these tips cover games from the very beginning to the latest titles.

What could possibly be more comprehensive?



ALEX KIDD IN HIGH-TECH WORLD

Extra gold:

Keep a lookout for the yellow clouds on the Ninja section. Shoot these little babies five times to reveal a box worth 200 gold pieces.

ALEX KIDD IN MIRACLE WORLD

Extra continues:

Make sure you have over 400 gold pieces when you finally die. Then, on the Game Over screen, press Up and then – while holding it down – press Button 2 repeatedly. After about eight presses you should activate a continue mode.

ALIEN³


Infinite lives:

Play a two-player game and make sure that both players get a high-score. Next, when the first player dies and has to enter his or her name on the high-score table, enter it as ALIEN. That player should now have infinite lives.

CHAMPIONS OF EUROPE

Interesting bug:

If you score any own goals in any of the matches, they'll automatically be counted on your score – erm, more of a bug than a tip methinks.



Bugs everywhere:

Get to the semi-finals and make sure it's nil-nil at half-time. Now go to the quit sign and you'll automatically go straight through to the finals.

THE FLINTSTONES

Level skip:

On the title screen, press Up, Right, Right, Down, Down, Down, Left, Left, Left and Left. Now start the game as normal. but as soon as it starts, press pause and then hold down Buttons 1 and 2. Now press the D-Pad in one of the following directions to get a level select cheat:

Up	Level 1
Right	Level 2
Down	Level 3
Left	Level 4



GAIN GROUND


Options screen:

Before you power up your machine, hold down Buttons 1, 2 and Up on the joystick. Now turn on the power and wait to access a secret options screen.

GANGSTER TOWN

Extra continues:

You've been shot, your hat has been shot from your head and you're deader than the Hula-Hoop. Simply collect the hat yourself and you can continue from where you left off.



GOLDEN AXE

Mo' lives:

When you've used up all your continues, press Up-Left and Button 1 simultaneously to get a further set of three lives.

JAMES BOND - THE DUEL

Cheat screen:

First, you'll need two pads to do this cheat. If you've only got the one pad, then you might as well stop reading here, 'cos the rest of this cheat will be absolutely useless to you.

Hold down Up and Left – together with both the buttons – on the second joystick. If you now press Button 1 on the first pad, you'll go to a cheat screen, packed full of adjustable goodies.

JOE MONTANA FOOTBALL

Best play:

Use the "Pray For Rain" play against Minnesota – they'll always fall for it. What a bunch of thickies!


KRUSTY'S FUN HOUSE

Level codes:

Level	Code
2	BARNEY
3	MARTIN
4	SQUISHY
5	ELFMAN

Every door code:

Entering the code HPKEITH on the password screen will open all the doors. This has the advantage of allowing you to enter any of the levels in the game.



LEMMINGS

Level codes:

	Tricky:	Taxing:	Mayhem:
1.	RCEOJTHOD	ECWMZTGM	GGFOYQBC
2.	YQSDGNSU	ZSFKUJSF	FLWNCXPG
3.	JTHPGFDY	LXPGFDYR	FECWMYRD
4.	RDHPGFEC	CFKVKUJT	HOEBVKUI
5.	WMZSEJTG	GMYRCFKU	QBCEJSEI
6.	MZTHPGGF	JTHPFECX	RDHPGGFE
7.	DZSEIRCE	PFDZSFLX	CXOEBVKU
8.	IQSCFKVL	DECWMZTG	IQABDHPF
9.	WMYRDGMY	NBUJSFLW	DYRCEJTG
10.	RDGMZSFK	MZSFLWMY	NCXOEBUJ
11.	VLXODZTH	RLFKUJSE	THOECXPF
12.	PFECXPFE	IRCEJSEJ	DYRCEIRD
13.	BUJTHOEC	SEJTHOEC	GNBUJTHO
14.	XOECWNBU	WMYQBOGM	DZSFLXPF
15.	JSFKVKUT	YQAAAAAB	DZTHODZS
16.	THODZTGM	DHODYROG	EJTHPFDZ
17.	YQBCEIRD	NCWNCWMY	SFKVLWNC
18.	HPFDZTHP	QAABDHPG	XPFDYQBN
19.	FEBVLWNB	GGGFDYQA	GNCWMZTH
20.	UJTHPFEC	AABDGMYR	ODYQBCFL
21.	WNCWNBLL	DHODYQAB	XDECWMYQ
22.	WMYRCEJT	DHODYQBD	BCFLXPGF
23.	GNBUIQAA	GNCXPGGG	EBVKVLWM
24.	ABDGMZTA	GFDZTHPG	YRDGNBVK
25.	ODYRLEJS	GFECWMYR	VKUJSFLX
26.	FKUIQBDG	CEIQABDG	PFDZTHPF
27.	NBVLXPGG	NCWYRCE	DZTHPGFD
28.	FDYQBDGN	IROHDDZS	YRCFKVLW
29.	BVLWMZTG	EJTGMYQB	NCWNCWNC
30.	NBUIRDHO	DHODZTHP	WMZTHPFE

General tips:

The most important thing to remember about *Lemmings* is: DON'T PANIC! If you

feel that everything is moving too quickly, you can slow down the rate of lemmings, and that should give you a bit more time to think.

The first couple of times you play a level you're not sure of, turn the second lemming into a blocker – to hold back the rest of them – and just concentrate on the first lemming that came out. This way you don't have to worry about 30-odd lemmings all at the same time.

Very often any problem on a level is more obvious than it looks. Look at the amounts of the various characters that you've been allocated, and work it out from there.

Remember: You can select the characters (builder, digger etc.) while the game's in pause mode. This will help the more nervous players out there.

Level select:

When the Sega logo comes up, hold down both Buttons and rotate the joypad in a clockwise direction until you hear a bell sound. (It should come up after about 20, or so, rotations.)

When the options screen appears, choose your difficulty level, then go on to the new level box and press Right (or Left) to increase (or decrease) the starting level. Now simply press Button 2 to return to the menu screen.

MICK & MACK - THE GLOBAL GLADIATORS

Level select:

To get a juicy level select for this version of the green game from Virgin, first select the second option from the the menu screen. Then, using the joypad, press: L, R, L, R, L, L, R, R, L and R.

MORTAL KOMBAT

Gore mode:

To access the gore mode, just press the following combination on the ethics screen: 2, 1, 2, Down, Up.

MY HERO

Extra life:

At the end of the first level, trip up the three dogs but jump over the last one. This will earn you an extra life.


OUT RUN

Best route:

When you get a choice of route, always take the right-hand turn – you'll find the going a lot easier. And you'll have more time to complete each stage.

Sound access:

To access the secret sound test, start the game and wait for the radio to appear. Instead of selecting which soundtrack you want to accompany your drive, press Right, Left, Down and then Up to access the hidden sound test.



PACMANIA

Secret level:

On level one, eat all of the pills (except the power pills) and then collect the special bonus object in the centre of the maze. You'll now be transported to the secret maze.

POWER STRIKE

Extra lives:

For ten lives, press Down, Right, Down, Down, Left, Right, Up, Right and Button 1 twice.

PRINCE OF PERSIA

Level codes:

Level	Code
11	QIJLGI
12	TKIOIR
End Fight	ODFICQ
Princess	PDCICO

If you enter the code PHEJEX on the password screen, you'll start the game on the final level with 30 minutes to spare.

PREDATOR 2


Level codes:

Level	Code
2	SPOCGURD
3	ROTADERP
4	SEGATSOH
5	NAGIRRAH
6	LAICIFFO

RAMPAGE

Yellow woman:

On most of the screens you'll see a woman wearing on a yellow dress. On occasions, this woman will give you an extra life if you eat her.



RASTAN

Infinite continues:

Press Reset, then both the Buttons and Down-Left together. The Rastan logo should turn blue and you've got infinite continues.

SAGAIA

Best player:

Experts have shown that the best choice of character for this colourful shoot-'em-up is the heroic Tait Young.

SHADOW OF THE BEAST

Extra life:

Drop the coin down the well (on the start of level three) to get an extra life.

Jet-pack:

You'll find the jet-pack and mask outside the entrance to level five. Put them on BEFORE entering the room. If you don't you'll be instantly killed.

Crucifix:

You'll find this handy object outside the castle. Keep it because you'll need it to summon the King Gargoyle.

Round gold key:

This is to be found on the platform underneath the Orb Keeper on level one. It's used to open the door at the end of level two.

Round green key:

This key will allow you entrance to the caves on level five.

Square white key:

You'll find this key in the top left-hand corner of level two. You'll need to use it on the door to the castle.

Round white key:

This is one of the 'red herrings' left lying around to confuse you. It has absolutely no use whatsoever, so it's best left where you find it.

High-jump potion:

This mixture will be needed to destroy the monster at the end of level four. (It helps if you have the gun too.)

SPACE HARRIER


Unlimited lives:

For unlimited lives, enter eleven X's on the Game Over screen when you're asked to enter your name.

SPIDERMAN

Hidden game:

For a secret game of *Pacman*, with Spidey as the main man and Venom as the ghosts, start by playing a game in Nightmare mode. Now – when you're on Electro's level – and you've just collected the key, drop down the left side of the screen. You'll see a small Game Gear on your way down. Land on it and go back to Peter's room and you'll have an option to start the hidden game.



SPY VS. SPY

Sneaky tactics:

The first (and most important) thing you have to do is find the airport room. Next, wire up all the doors with booby traps and wait for the other player.

When he appears he'll set off all the traps, snuff it and leave his stash for you to pick up. Just step outside, get the booty and make your way to the next embassy.

SUPER KICK OFF


European squads:

If you're bored with the English team names, choose a different language on the title screen. Select Italy, for example, and you'll be able to play against teams like Milan.

SUPER TENNIS

Super serve:

For an Agassi-type serve, go to the bottom-corner of the baseline and hold down Button 1. This serve will only work on levels one and two, though.



TERMINATOR

Level select:

Go to the main *Terminator* screen and hold down Button 2 and press Button 1. The screen will turn black for a few seconds. While the screen is black, do the following on the joypad: Left, Left, Up, Up, Right, Right, Down and Down.

Two zeros should appear onscreen. You can now select the level of your dreams by pressing Right and Left on the joypad.

WIMBLEDON

Player code:

This code enables you to rack up maximum speed, maximum power and maximum skill without all the fuss: IKM JKI POC.

WOLFCHILD


Level select:

To start on the level of your choice, simply enter this password: J8TPR. This will take you onto a level select screen.

WONDERBOY 3 (THE DRAGON'S TRAP)

Passwords:

Human	WE5T	ONE	ØØØØ	ØØØ
Lizardman	THC3	YN4	DEAU	XU7
Mouseman	6CR7	N74	8Y3A	U6O
Piranhaman	5J	WC4	DE4U	R5H
Lionman	THC3	YTT	DE4U	RVM
Hawkman	5JWP	WCP	9E37	XKN



The Human code will also give you infinite weapons. If you're finding the going a bit tough, just make sure you're wearing Hades Armour when you die and you'll be resurrected.

To start the game with all the available weapons, armour and stones, just enter all spaces on the password screen.

ZILLION


Continue cheat:

Press buttons 1, 2 and Up on the joypad after you've died. You can now continue on from where you left off.

ZILLION 2


Another continue cheat:

In an amazing attack of originality, the programmers of *Zillion* have put the same cheat in the sequel. Hurrah!



GAME GEAR TIPS

The coolest hand-held in the world has is still going strong, and given the excellent quality of many recent titles, it looks like it's going to be around for quite a while longer too. The following list of tips will delight and surprise you. Don't believe us? Take a look for yourself.



ALIEN 3

Extra ammo:

Enter your name as CHEAT on the high-score table to get tons more ammo when you start the next game.

AXE BATTLER

Village codes:

If you're having trouble with this rather good *Golden Axe*-type game, then these codes could well be your saviour.


Firewood Town:	FDCB	JBEJ	PBOO	MDKI
Turtle Village:	AHNN	ANAB	IOCN	OAJN
Sand Marrow:	IMME	KEJE	ALKD	PNOF
Holm Stock:	LIAM	OBEG	MAKK	AKMG
Brookhill:	AFPL	JLNJ	OMEM	PGJK
North Valley:	LGEC	CLBP	BIOP	NICD

CHASE HQ

Hidden continue:

Keep a lookout for the oil barrels on level two. If you drive into them you'll find an extra continue.

CHUCK ROCK




Level codes:

Level	Code
2	7GØ9M
3	NN6E3
4/5	84AKC

COLUMNS

Different ending:

Go to Flash mode and select a block height of nine. After you've chosen your difficulty level, start the game. Now when the game ends you'll have a different ending.



DRAGON'S CRYSTAL

Bonus room:

As soon as you switch on your Game Gear press Start as many times as you can (just before the game starts). You should find yourself in a room full of food and weapons. If not, switch off and try again.

Speedy dude:

Hold down the Start Button during the game to move twice as fast.

FACTORY PANIC


Level codes:

Level	Code	Level	Code
1	TSMDCV	11	THESUN
2	TTNDCV	12	MQANCZG
3	TVPDVC	13	MSCNCZG
4	TZTDCV	14	MWGNCZG
5	THBDCV	15	MEONCZG
6	THBEDW	16	MEOODAH
7	THBGFY	17	MEOVJGN
8	THBKJC	18	MEOCROV
9	THBSRK	19	MEPCSPW
10	THCSSL	20	MERCURY

FANTASY ZONE

Shoppin' tips:

In the first 30 seconds of level one, the hamburgers that you shoot are worth a whopping 1,000 gold pieces. After you've collected at least 2,000 points the shop will appear. So collect as many of these hamburgers in the first 30 seconds as you possibly can, and then leg it to the shop.



JOE MONTANA FOOTBALL

Best play:

Use the "Pray For Rain" play against Minnesota – they'll always fall for it. What a bunch of thickies!


KRUSTY'S FUN HOUSE

Level codes:

Level	Code
2	SELMA
3	SCRATCHY
4	SKINNER
5	GROENING

All doors cheat:

If you enter the code TRACY, you'll open all the doors to all the levels.



LEMMINGS

Level codes:

	Tricky:	Taxing:	Mayhem:
1.	RCEOJTHOD	ECWMZTGM	GGFOYQBC
2.	YQSDGNSU	ZSFKUJSF	FLWNCXPG

3.	JTHPGFDY	LXPGFDYR	FECWMYRD
4.	RDHPGFEC	CFKVKUJT	HOEBVKUI
5.	WMZSEJTG	GMYRCFKU	QBCEJSEI
6.	MZTHPGGF	JTHPFECX	RDHPGGFE
7.	DZSEIRCE	PFDZSFLX	CXOEBVKU
8.	IQSCFKVL	DECWMZTG	IQABDHPF
9.	WMYRDGMY	NBUJSFLW	DYRCEJTG
10.	RDGMZSFK	MZSFLWMY	NCXOEBUJ
11.	VLXODZTH	RLFKUJSE	THOECXPF
12.	PFECXPFE	IRCEJSEJ	DYRCEIRD
13.	BUJTHOEC	SEJTHOEC	GNBUJTHO
14.	XOECWNBU	WMYQBOGM	DZSFLXPF
15.	JSFKVKUT	YQAAAAAB	DZTHODZS
16.	THODZTGM	DHODYROG	EJTHPFDZ
17.	YQBCEIRD	NCWNCWMY	SFKVLWNC
18.	HPFDZTHP	QAABDHPG	XPFDYQBN
19.	FEBVLWNB	GGGFDYQA	GNCWMZTH
20.	UJTHPFEC	AABDGMYS	ODYQBCFL
21.	WNCWNBL	DHODYQAB	XDECWMYQ
22.	WMYRCEJT	DHODYQBD	BCFLXPGF
23.	GNBUIQAA	GNCXPGGG	EBVKVLWM
24.	ABDGMZTA	GFDZTHPG	YRDGNBVK
25.	ODYRLEJS	GFECWMYR	VKUJSFLX
26.	FKUIQBDG	CEIQABDG	PFDZTHPF
27.	NBVLXPGG	NCWYRCE	DZTHPGFD
28.	FDYQBDGN	IROHDDZS	YRCFKVLW
29.	BVLWMZTG	EJTGMYQB	NCWNCWNC
30.	NBUIRDHO	DHODZTHP	WMZTHPFE

General tips:

The most important thing to remember about Lemmings is: DON'T PANIC! If you feel that everything is moving too quickly, you can slow down the rate of lemmings, and that should give you a bit more time to think.

The first couple of times you play a level you're not sure of, turn the second lemming into a blocker – to hold back the rest of them – and just concentrate on the first one. This way you don't have to worry about 20 lemmings at once.


Very often any problem on a level is more obvious than it looks. Look at the amounts of the various characters that you've been allocated, and work it out from there.

Remember: You can select the characters (builder, digger etc.) while the game's in pause mode. This will help the more nervous players out there.

LUCKY DIME CAPER

Infinite lives:

Collect ten lives and then die. On the next screen, press Start as many times as you possibly can and Donald will have infinite lives.



MORTAL KOMBAT

Gore mode:

To access the gore mode, just press the following combination on the ethics screen: 2, 1, 2, Down, Up.

PENGO

Level select:

Hold down Buttons 1 and 2, press Up on the pad and then press Start twice. A

level select screen should now appear. You can also change your number of starting lives with this cheat.

PRINCE OF PERSIA

Level codes:

Level	Code
7	MIMLGC
8	KELIDU
9	NFOKFF
10	LCJHCP
11	OEMJEB
12	PEJKEA
13	PDHJDV
14	QDGJDV

PSYCHIC WORLD

Level select:

Press Up and Left on the pad, and Buttons 1 and 2 at the same time to access a level select screen.

PUTT 'N' PUTTER

Hole codes:

	Beginner		Master
Hole 3	SANAT	Hole 4	WBNAU
Hole 7	DKGKL	Hole 7	KBQAT
Hole 10	OATBK	Hole 10	PLJKF
Hole 13	BKMLD		
Hole 16	LKPKO		

REVENGE OF DRANCON

Bonus stage:

After you pass the level 2 signpost you'll come across a small snail. Kill the snail

and then jump up to collect the banana that should be in the tree above you. A red bag will take its place. Get that and you'll be transported to a bonus stage. Simply collect the red bag again to get back to the normal game.

Level select:

On the title screen press Down and Start. A level start will come up. Now press Up to choose your starting round.

SHINOBI

Sound test:

If you're so fond of the tunes of this game that you want to hear them all at will, just press Up and Start on the title screen.

Hidden life:

If you're running short of lives in the Woodland level, then you might be interested in this tip. On the second stage of the Woodland level, go up to the top of the tower (where the pole sticks up in the air). If you stand to the right of the aforementioned pole and press Up and fire an extra life will appear.

SLIDER


Level codes:

Level	Code	Level	Code
5	JALE	55	JGLK
10	ACAC	60	AEEI
15	JCLG	65	JEPM
20	AAEE	70	AGEK
25	JAPI	75	JGPO
30	ACEG	80	EAAE
35	JCPK	85	NALI
40	AEAE	90	ECAG
45	JELI	95	NCLK
50	AGAG	99	PCJK

SONIC THE HEDGEHOG 2

Level select:

When Sonic and Tails appear on the story title screen, press Down and Left. Hold it and press Buttons 1, 2 and Start. Hold all this down until the main title screen appears and you will hear the ring-collect sound. Now release everything and press Start.



SPACE HARRIER

Easy/Hard mode option:

To get a easier game hold down Button 2 WHILE turning on the Game Gear. For a hard mode, do the same but hold down Button 1 instead.

SPIDERMAN


Hidden game:

For a secret game of *Pacman*, with Spidey as the main man and Venom as the ghosts, start by playing a game in Nightmare mode. Now, when you're on Electro's level – and you've just collected the key – drop down the left side of the screen. You'll see a small Game Gear on your way down. Land on it and go back to Peter's room and you'll have an option to start the hidden game.

STREETS OF RAGE

Level select / invincibility:

Go to options and then to sound test. Play sound 11 and then press Buttons 1 and 2 together. You can now turn the damage on or off or select your starting level.



SUPER KICK OFF

European squads:

If you're bored with the English team names, choose a different language on the title screen. Select Italy, for example, and you'll be able to play against teams like Milan.

TERMINATOR

Level select:

Go to the main *Terminator* screen and hold down Button 2 and press Button 1. The screen will turn black for a few seconds. While the screen is black, do the following on the joypad: Left, Left, Up, Up, Right, Right, Down and Down.

Two zeros should appear onscreen. You can now select the level of your dreams by pressing Right and Left on the joypad.

WIMBLEDON

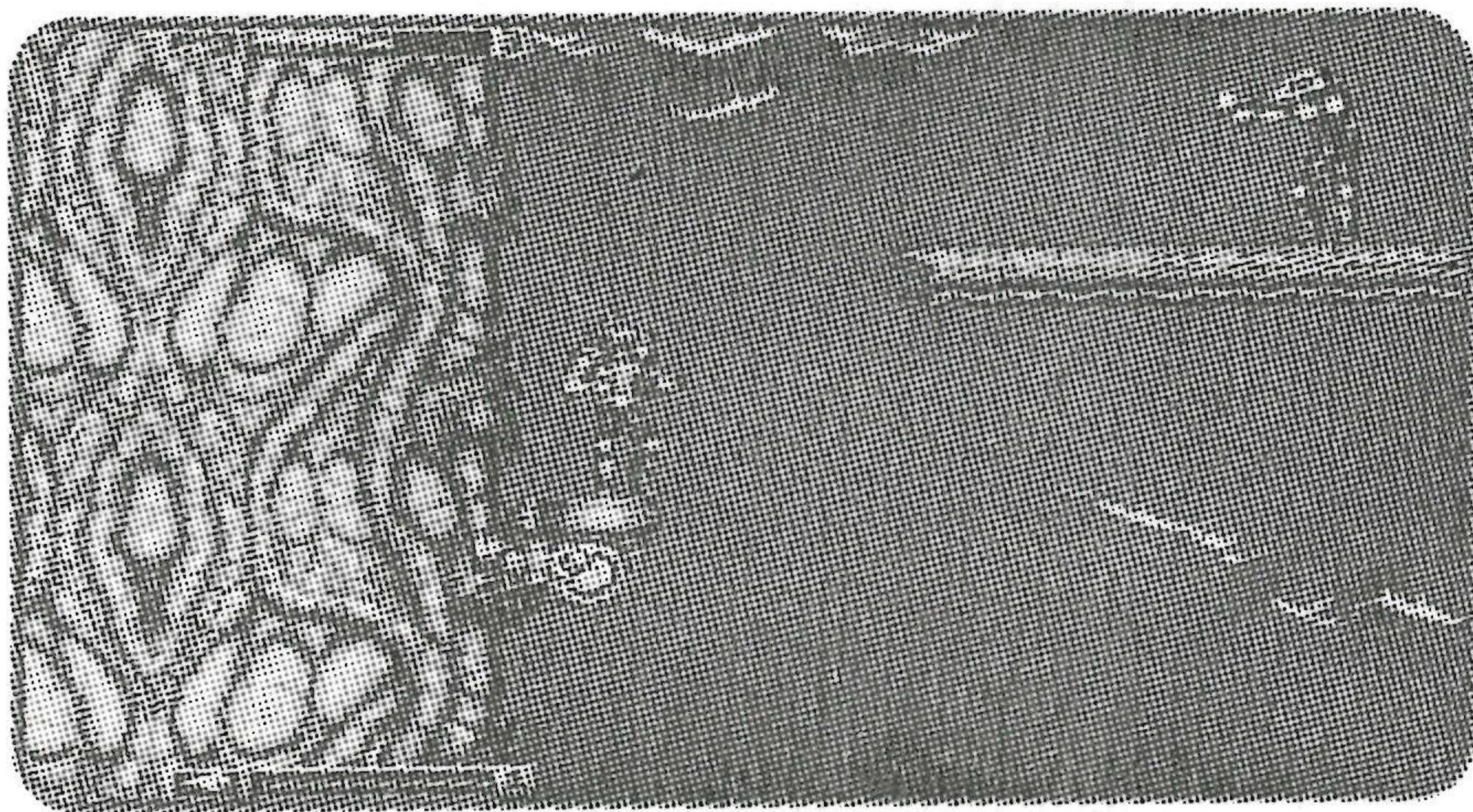
Player code:

This code enables you to rack up maximum speed, maximum power and maximum skill without all the fuss of having to play the game for hours on end: IKM JKI POC.

WOLFCHILD

Level select:

To start on the level of your choice, simply enter this password: J8TPR. This will take you onto a level select screen.



WONDERBOY

Level select:

If you press Down and Start on the title screen you'll find a level select cheat. Simply press Up to choose the level of your desire.


WONDERBOY (THE DRAGON'S TRAP)

Level codes:

Mouseman	G1X4	C17	EG43	LDF
Piranhaman	G1G4	W6P	EGEZ	515
Lionman	CLO5	5KF	AHFA	87H
Hawkman	KDGC	PT7	EJAN	

MEGA CD TIPS

You'd think that owners of such a new system wouldn't need too much in the tips department, but you couldn't be more wrong. If you're stuck on anything from *Ecco* to *Sewer Shark*, then these are the tips you'll need.




BATMAN RETURNS

Level skip:

Go to the options screen. Now highlight the Game Type option and move it to 'Driving'. Next, hold the control pad to the Left and press the B button. Move down to the Difficulty option and press the control pad to the Left and press the B button again. Do this all the way down to the last option.

When you reach the last option, repeat the process all the way back to the top. When you do the last one you should hear a ringing sound to let you know that the cheat's worked. Now you can change all the options to how you require them for the game. When you're playing, press Start and then C to skip levels.



BLACK HOLE ASSAULT

Kill opponents instantly:

Play the game with your name entered as BIGNET. When you push the Start Button on joystick two, your opponent will immediately snuff it.

See all animation:

If you play the BHA game as FOMA a menu will appear in Japanese. This enables you to view any one of the animation sequences from the game.

Hidden game:


Hidden in the depths of this rancid CD is a secret game. It's only a version of the oldie *Pong*, but it's better than *Black Hole Assault* any day.

To get it, just enter your name as AZY, choose Operation BHA and then enter AZY. A new title screen will pop up and all you have to do is press Start to begin the game.

COBRA COMMAND

Level select and skip:

On the title screen, press Start so that the "Game Start" and "Config. Mode" options appear. Now press Up, Left, Right, Right, and Up on joypad one. When you start the game and the level name appears, press Left and Right to choose your starting level. Also, just press Start at any time in the game to immediately finish the level you're currently on.



ECCO CD

See FMV sequences:

To witness the Full Motion Video sequences in the library section of the game, just enter this code: ANWXCHBQ


Level codes:

Undercaves:	GMRIQDCM
The Vents:	IUEINLDP
The Lagoon:	GRTJZYJF
Ridge Water:	OVDJDSL B
Open Ocean:	GMYMDSL I
Ice Zone:	GMBRHSL U
Hard Water:	UKZFHSL S
Cold Water:	SYQJHSL Z
Open Ocean (2):	CCVFFSL M
Island Zone:	ALZBESL S
Deep Water:	IHPFDSL P
Volcanic Reef:	ADLYESL T
Ship Grave Sea:	INWUGSL U
Wreck Trap:	WJHQGSL L
The Sea Of Silence:	IZSXGSL F
Deep Gate:	AKNBHSL I
The Marble Sea:	QSOMFSL Q
The Library:	WBTXFSL V
Deep City:	UNIQFSL B
City Of Forever:	WADUFSL B
Jurassic Beach:	ONNBJPL Y
Pteranodon Pond:	WPVXIPL L
Origin Beach:	AQZIJPL G
Trilobite Circle:	GKGFJPL K
Dark Water:	GZIUKPL R
Deep Water (2):	GAAGDPL P
City Of Forever:	YLQQZNL M
The Tube:	MNEYELL B
The Machine:	SKZNELLO
The Last Fight:	KANZFLL X

FINAL FIGHT CD

Rapid punch:

At the title screen, enter the options screen and highlight the Exit selection. Now press – and hold – Right, A, B and Start. Next, you must choose your character. One of the most effective characters to use with this cheat is Guy, so choose him and begin your game. When you press the punch button your character will repeatedly punch as if you had a rapid fire controller.



JAGUAR XJ220

Instantly qualify:

At the starting menu go down to options. When you're in Options, highlight the box with the number 1 in it and then press any button to access the name entry screen. Erase the current name and enter MAR in place of it.

Now go back to the main menu and choose the World Tour option. Pick the country that you wish to start racing in and when you start the race, pause the game and press A, B and C together. This will have the effect that you instantly qualify in that race.

MAKE MY VIDEO: KRISS KROSS

Extra footage:

Sad 'band', sad game but this cheat, while nothing outstanding in itself, is still interesting enough to try out.

At the song selection menu, press Buttons A, B, C and Right on the pad to watch some brief behind-the-scenes footage. If you now press Start you'll call up another sequence – the 'Annals of Digital Pictures' – in which you can watch the 1986 session where the Make My Video concept was originally worked out.

NIGHT TRAP

Extra footage:

To get the secret section on Night Trap you first have to complete the game. When the credits are coming up, wait until you see the words "In Memory of Stephen D. Hassenfield" appear onscreen. Now press Up, A, A, A, A, A. You'll now go into a short hidden sequence. It's not much, but hey, I didn't say it was brilliant.

Game solution:

If you're still having trouble catching the Augs, then here's the full solution, times'n'all:

Time	Room	Time	Room
00:05	Hallway One	15:15	DO NOT TRAP
00:25	Living Room	16:25	Driveway
00:33	Bedroom	16:35	Hallway Two
00:38	Bathroom	16:43	Living Room
00:48	Bathroom	16:54	Hallway One
01:00	Living Room	17:10	Bedroom
01:22	Kitchen	17:25	Living Room
01:34	Entry Way	17:35	Hallway Two
02:50	Entry Way	17:48	Living Room
03:10	Hallway One	17:54	Bathroom
03:20	Bedroom	18:00	Hallway Two
03:29	Living Room	18:10	Driveway
03:40	Hallway One	18:15	Driveway

03:45	Driveway	18:25	Entry Way
04:01	Hallway Two	18:33	Living Room
04:20	Bathroom	19:00	Hallway One (second time)
04:38	Bedroom	19:20	Living Room
04:53	Living Room	19:50	Entry Way
05:02	Living Room	20:10	Living Room
05:25	Bedroom	21:14	Bedroom
05:35	Driveway	21:30	Driveway
05:40	Entry Way – CODE CHANGE	21:40	Kitchen
05:45	Living Room	21:50	Hallway Two
06:08	Hallway One	22:05	Bedroom
06:18	Hallway Two	22:23	Hallway One
06:49	Hallway Two	23:03	Hallway Two
07:05	Kitchen	23:15	Hallway One
07:17	Bedroom	23:30	Living Room
07:40	Driveway	23:50	Driveway
07:48	Hallway One	24:00	Living Room
08:02	Bedroom	24:15	Living Room
08:10	Hallway Two	24:25	Hallway One
08:25	Hallway One	24:30	Bedroom
08:35	Bedroom	24:50	Bathroom
09:00	Living Room – CODE CHANGE	25:08	Hallway Two
09:10	Living Room		
09:20	Entry Way		
10:45	Hallway Two		
10:55	Driveway		
11:00	Driveway		
11:29	Hallway One		
12:03	Living Room		
12:37	Bathroom		
13:10	Hallway One		
13:27	Entry Way – CODE CHANGE		
13:55	Living Room		
14:13	Living Room – CODE CHANGE		
14:40	Hallway Two		
15:00	Entry Way		

SEWER SHARK


Extra continues:

You'll have to be good enough to achieve a rating of EXTERMINATOR or BEACH BUM. Then simply press A, C and Start on the closing credits to gain an extra continue.

SILPHEED

Level select:

When you're on the intro sequence, press Down, Down, Up, Up, Right, Left, A, B and Start. Now, when you get to the Game Start menu, 'Stage select' will be below your other options. The only downside to this cheat, though, is that you can only play the stage you select. But it's a good way to practice the later levels I suppose.



Hard mode:

For all the cocky people who reckon *Silpheed's* too easy, then this should silence you. When you're on the opening intro, press B, B, A, C, Up, Left, Right, Down, C, Up and A on the second joypad. Now, when you play the game, you should find the game a lot harder.

Restore shield:

Again, on the opening intro sequence, press Right, Left, A, Right, Up, C, B, Down, Left, B, A, Up and Start. Now, when you're in the game, press the A Button on the

second joystick to increase your shields by one unit.

Infinite credits:

When you're down to your last credit, wait until the opening demo starts and press Right, Up, A, B, C, Left, Left, Down, C, A and Start. This will give you 10 more continues and you can use this cheat as many times as you like.

Speech test:

Press A, B and C on the second joystick when the title screen appears and then go to the options screen. Now when you select the sounds in the sound test they'll be the sampled speech from the game.

SOL FEACE

Level select and 99 lives:

On the title screen (when 'Press Start' is flashing) press the Buttons in the following order to enter a cheat mode: A, B, C, A, B, C, B, C, B, A.

Now go to the Config. mode where there are two new options – Start and Mode. Start is a level select option, but if you want some extra lives, go down to Mode, then hold down Button A and press Right a few times until you get MY99 up on-screen. This'll give you 99 lives.

Invincibility and level skip:

If you fancy something different, continue pressing Right after MY99 appears and eventually MUTEKI should appear. Keep hold of A and exit the menu. Start the game via the continue mode and you'll be invincible. Now if you press Down and all three Buttons during the game you'll skip to the next level.

Slow-motion mode:

And if you want to play the game in slow-motion, pause the game and keep pressing any Button.

SONIC CD

Level select:

On the title screen, press Up, Down, Down, Left, Right and B. This cheat is tricky to get working, though, so it's best to press the buttons gently – this seems to make the cheat easier to get working for some strange reason.

TIME GAL

Level select:

Press Start on the title screen to bring up the game select option. Now press Left, Right, Right and Up for a level select option.

THUNDERHAWK

Unlimited armour/weapons:

Start any of the missions and then pause the game. Now press Start and push Up, Right, Left and Down on the joypad. Now release the Start Button and select the missiles. You will now have unlimited missiles and armour.

WOLFCHILD

Level select:

On the options screen, press A, B, A, C, A and B. You'll hear an explosion to let you know the cheat's worked. Now press the following Buttons to skip to your required level:

Start

Hold B and press Start

Hold C and press Start

Hold B, C and press Start

Hold A and press Start

Hold A, B and press Start

Hold A, C and press Start

Hold A, B, C and press Start

Start on level two

Start on level three

Start on level four

Start on level five

Start on level six


Start on level seven

Start on level eight

Start on level nine

ACTION REPLAY CODES

What good would a sneaky tips book be without a smattering of Action Replay codes? Not much, so we've scraped together a collection of the fines, and you'll find them on the following pages. We're that good to you, we are.



For all the latest codes ring the Action Replay helpline on ☎ (0782) 745992. The lines are open from 9am until 5.30pm on weekdays and 9.30am until 1.30pm on Saturdays.

MEGA DRIVE

BUBSY:

FF023B0009	Infinite lives.
FF024900XX	Level select. Replace XX with 0-13.
FF00E90059	Unlimited time.
FF00920003	Bubsy is always invincible.

CHESTER CHEETAH:

FFF81E0004	Unlimited energy/lives.
------------	-------------------------

COOL SPOT:

FFF5120000	Higher jump.
FFF57C0008	Unlimited power.
FFF5E00007	Infinite energy.
FF07140038	Infinite time.
FF77700CD	Slows time.

FLASHBACK:

FFD3D70005	Infinite shields.
FFF49C000X	Level select. Replace X with 0-6.

JAMES BOND:

FFE0AD0005	Infinite energy.
FFF4790002	Tons of cartridges.

JUNGLE STRIKE:

FF6A0D0003	Infinite lives.
FF10C70064	Unlimited fuel.
FFBF87003C	Infinite Hydras.
FFBFC70009	Infinite Hellfires.
FFBF4700E8	Infinite guns.

KRUSTY'S SUPER FUN HOUSE:

FF0FF30003	Infinite lives.
FF0FFD000A	Infinite pies.

LEMMINGS:

FFF491000F	Infinite diggers.
FFF490000F	Infinite miners.
FFF48F000F	Infinite bashers.
FFF48D000F	Infinite blockers.
FFF4E80001	Infinite time.

LOTUS TURBO CHALLENGE:

FF41A5000X	Level select (X= 1-7).
FF7CB50063	Unlimited time for player one.
FF7D7F0063	Unlimited time for player two.

MEGA-LO-MANIA:

FF156F0063	Infinite men for every island.
------------	--------------------------------

MICRO MACHINES:

FFA6C70003	Infinite lives for player one.
FFA6A50004	Activate Action Replay during the race to finish first. (Can't be used during the bonus rounds.)

POWERMONGER:

FFD06F00FF Infinite troops.

FFD0AB00FF Infinite food.

ROLLING THUNDER 2:

FFF20D0002 Infinite lives.

FFF2030040 Infinite bullets.

FFCD330001 Invulnerability.

SPEEDBALL 2:

FF00FA7FFF Unlimited cash for player one.

STREET FIGHTER 2:

FFFC1800A1 Enables you to play the USA version on PAL machines.
(This code is only needed once.)

FF804300B0 Infinite energy for player one.

FF82C300B0 Infinite energy for player two.

FF81DA0002 Player one only needs to win one round to finish the stage.

FF845A0002 Player two only needs to win one round to finish the stage.

STREETS OF RAGE:

FFEF810068 Infinite power.

FFFC3C0094 Infinite time.

SUNSET RIDERS:

FFB0990004 Infinite lives.

SUPERMAN:

FFF83900FA Infinite energy.

TERMINATOR 2:

FF80CA0004 Unlimited lives.
FF80190025 Unlimited missiles for player one.

TINY TOONS:

FFF78D000A Buster is invulnerable.
FFF780000F Buster keeps his ears down.
FFF78D0000 Removes two hearts instead of one hit.

UNIVERSAL SOLDIER:

FF12D90009 Unlimited Smart Bombs.



AFTERBURNER:

00C01802 Infinite lives.

ASTERIX:

00C0A295 Infinite time.

FIRE AND FORGET 2:

00CE7F05 Infinite lives.
00CD5724 Infinite flying(!?!).
00CD561F Infinite fuel.
00CD5E0D Infinite rockets.

GLOBAL GLADIATORS:

00DF9704+

00D0B905

Infinite lives.

LAND OF ILLUSION:

00C09F03

Infinite lives.

LEMMINGS:

00DB5C64

100% completion every time.

LUCKY DIME CAPER:

00C06903

Infinite lives.

PREDATOR 2:

00C47903

Infinite lives.

PRINCE OF PERSIA:

00C29208

Infinite life.

SMASH TV:

00C51007

Infinite lives.

SUPER MONACO GP 2:

00C52981

Can't crash.

00C517A3

First place every time.

GAME GEAR

CHUCK ROCK:

ØØCØ8EØ3

Infinite lives.

ØØCØ8FØ6

Infinite energy.

DEVILISH:

ØØCF4DØ4

Infinite lives.

FACTORY PANIC:

ØØC396Ø3

Infinite lives.

KRUSTY'S FUN HOUSE:

ØØC429Ø3

Infinite lives.

PRINCE OF PERSIA:

ØØC292Ø3

Infinite energy.

ØØC2983B

Infinite timer.

SLIDER:

ØØC39704

Infinite lives.

SMASH TV:

ØØC512Ø5

Infinite lives.

STREETS OF RAGE:

00CCF317

Infinite energy.

00CD0903

Infinite lives.

00CEEE01

Infinite timer.

TAZMANIA:

00C00205

Infinite lives.


TERMINATOR:

00CC1664

Infinite energy.

GAME GENIE CODES

Last, but definitely not least, we have the codes for the ever-popular Game Genie. We cannot take all the credit for these, so we'll say thanks to Mark and Andy from Hornby Hobbies and stop wittering on. Enjoy.



Any help and advice on the Game Genie can be got by ringing up Mark Stoneham of the Game Genie helpline on (0843) 231088 between 12 noon and 7pm on weekdays, and from 8 until 12 on Saturday mornings. He's a nice, helpful chap and can usually sort you out with the code you require.

ALIEN 3:

AACT – CA6J Infinite time.
A2EA – AA8R Infinite lives.

BUBSY:

RERT – 86V4 Infinite lives.
ADTA – 6AAC Infinite time.
ATLT – AAAC Start on level 5.
BTLT – AAAC Start on level 10.
CELT – AAAC Start on level 15.
BL9V – CAAY Each yarn ball is worth 10.
XF3B – CAHC Each yarn crate holds 99.

CHAKAN:

RLGA – TA4C Invincible (apart from falls).
ACGT – VE7W Infinite time.

CHUCK ROCK:

BTCT – EA5E Infinite lives.
B5RA – AA3Y Infinite health.
HC5A – AA8J Invincibility.
AXHA – AA8J Cannot drown.

DRAGON'S FURY:

REØA – A6WR Infinite balls.
BECT – AAEO Start bonus multiplier at nine.

ECCO THE DOLPHIN:

HAVT – NAFC Octopus is fatal.
HCBT – LAEW School of fish restores health completely.

FATAL FURY:

AXAT – AA9N Infinite credits.
AHJT – DA4Ø All hits are very weak.
S5JT – DA4Ø All hits are leathal.
ACTT – AAGL Infinite time to fight.
AGAA – AAH4+
AGAT – AAAL Start your initial health at 1%.
AGAT – AAAC+
AGAT – AAAW Start opponents initial health at 1%.
AGGT – AAF8 1 globe required by you to win match.
AØGT – AAF8 5 globes required by you to win match.
GLGT – AAF8 50 globes required by you to win match.
AGGT – AAGC 1 globe required by opponent to win match.
AØGT – AAGC 5 globes required by opponent to win match.
GLGT – AAGC 50 globes required by opponent to win match.

JAMES BOND – THE DUEL:

ATGA – AA56 Infinite lives.
ATGA – AA7Ø Infinite continues.

JUNGLE STRIKE:

R13B – 861A MASTER CODE – MUST BE ENTERED.
D5DT – GA7A Infinite lives.
AXDA – GA3N Infinite fuel.
AKFT – JA9C Infinite ammo.
ACGA – GAEA Choose any co-pilot (without password)..

JURASSIC PARK:

AVDA – AA24 Infinite energy.

BVDA – AA5G Infinite lives.
AFCT – AAAO Start with 1 life.
AD7A – HAKC Each gas can is worth 300% of the normal amount.

KRUSTY'S SUPER FUN HOUSE:

RJ5A – AA7L Start anywhere with infinite lives.
AKVA – AA3C Infinite pies and superballs.

MORTAL KOMBAT:

ABNT – CABN Create blood effects.
AKRA – AA7N Infinite time.
AJ9A – CAG2 Start on match 2.
AN9A – CAG2 Start on match 3.
AT9A – CAG2 Start on match 4.
AY9A – CAG2 Start on match 5.
A29A – CAG2 Start on match 6.
A69A – CAG2 Start on mirror match.
BA9A – CAG2 Start on endurance match 1.
BE9A – CAG2 Start on endurance match 2.
BJ9A – CAG2 Start on endurance match 3.
BN9A – CAG2 Start on match with Goro.
BT9A – CAG2 Start on match with Shang Tsung.
AKXA – AA22 Always get a flawless victory.
SC7T – AAA2 All throws do more damage.
SC7T – AAA2 All throws do maximum damage.

PGA TOUR GOLF 2:

REZA – 86YY MASTER CODE – MUST BE ENTERED.
PZYT – BNVE 3 penalty strokes for hitting a water hazzard.
AKYT – AA3E No penalty stoke for hitting a water hazzard.

ROAD RASH 2:

RH6A – 86YJ MASTER CODE – MUST BE ENTERED

BD3T – AA8C Invincibility.
A44T – AA5T Constantly straight road.

SONIC THE HEDGEHOG:

SCRA – B9XØ One ring = 80+ rings.
NN3T – AACL Start with 99 lives.
BDLT – AAGL Mega jump.

SONIC THE HEDGEHOG 2:

JW3A – CA4J Infinite lives (player one).
JXGA – CA7G Infinite lives (player two).
CBVT – CAE2 Mega jump.

SUPER MONACO GP 2:

RE5T – C6Z6 Your position is always reported as first place.
SBFT – BTYA Start World Championship on round five.

T2 – THE ARCADE GAME:

RZ8A – A6V6 Infinite lives.
RGJA – A6ØC Infinite energy.
AADT – AAEL Always have maximum gun power.

THUNDERFORCE 4:

AAST – AA5J+
AJTA – AA2Ø+
RZMT – A6YW MASTER CODE- MUST BE ENTERED
A25T – AA8T Invincibility.
AKWT – AA8R Infinite lives.

TINY TOONS:

ADTA – AAXY Infinite energy.

INDEX

MEGA DRIVE TIPS

Aladdin	10	Jurassic Park	24
Alien 3	10	Kid Chameleon	25
Alisia Dragoon	10	Krusty's Fun House.....	25
Another World	11	Lemmings.....	25
Batman: Revenge Of The Joker.....	12	LHX Attack Chopper	27
Bio-Hazard Battle	12	Lotus Turbo Challenge	27
Bubsy.....	12	Marble Madness	28
Buck Rogers	13	Mazin Wars.....	28
Chuck Rock.....	13	Mega-lo-Mania	29
Columns	13	Mick & Mack – The Global Gladiators	29
Cool Spot.....	14	Micro Machines	30
Crue Ball	14	Mortal Kombat	30
Cyborg Justice.....	14	Muhammad Ali's Heavyweight Boxing.....	31
Desert Strike	14	Populous 2 – Two Tribes	31
Dragon's Fury	14	Ranger X.....	31
Dungeons & Dragons		Road Rash	32
Warriors Of The Eternal Sun	15	Road Rash 2	32
EA Hockey.....	16	Rocket Knight Adventures	34
Ecco The Dolphin.....	17	Rolo To The Rescue.....	34
European Club Soccer.....	17	Shining Force.....	34
Ex-Mutants	18	Shining In The Darkness.....	35
Fatal Fury	18	Smash TV.....	35
Flashback	19	Sonic The Hedgehog.....	36
The Flintstones.....	19	Sonic The Hedgehog 2.....	36
Gadget Twins.....	19	Spiderman	37
Galahad	20	Splatterhouse 3	38
Ghouls 'n' Ghosts.....	20	Streets Of Rage	38
Grandslam Tennis/Jennifer Capriati's.....	20	Streets Of Rage 2	39
Green Dog	20	Sunset Riders.....	39
The Immortal	21	Super Monaco GP.....	39
Indiana Jones And The Last Crusade	21	Super Shinobi 2	40
James Pond	21	T2 – The Arcade Game.....	40
James Pond 2: Robocod	22	Tazmania	40
Jennifer Capriati's Grandslam Tennis	22	Teenage Mutant Ninja Turtles	41
John Madden's Football '92	23	Thunderforce 3	41
Jungle Strike.....	23	Thunderforce 4	41
		Tiny Toons	42
		Twinkle Tale.....	42
		Two Crude Dudes	42

Universal Soldier	42
X-Men	43
Xenon 2.....	43
Zool.....	44

MASTER SYSTEM TIPS

Alex Kidd In High-Tech World	46
Alex Kidd In Miracle World.....	46
Alien3	46
Champions Of Europe.....	46
The Flintstones	47
Gain Ground	47
Gangster Town	48
Golden Axe	48
James Bond – The Duel	48
Joe Montana Football.....	49
Krusty’s Fun House.....	49
Lemmings	50
Mick & Mack – Global Gladiators	51
Mortal Kombat.....	51
My Hero.....	52
Out Run	52
Pacmania	53
Power Strike	53
Prince Of Persia	53
Predator 2	53
Rampage.....	54
Rastan	54
Sagaia	54
Shadow Of The Beast.....	55
Space Harrier	55
Spiderman	56
Spy Vs Spy	56
Super Kick Off.....	57
Super Tennis	57
Terminator	57
Wimbledon	58
Wolfchild	58
Wonderboy 3	58
Zillion	59
Zillion 2	59

GAME GEAR TIPS

Alien 3	62
Axe Battler	62

Chase HQ	62
Chuck Rock.....	62
Columns	63
Dragon’s Crystal.....	63
Factory Panic.....	64
Fantasy Zone.....	64
Joe Montana Football.....	65
Krusty’s Fun House.....	65
Lemmings	65
Lucky Dime Caper.....	67
Mortal Kombat.....	67
Pengo	67
Prince Of Persia	68
Psychic World	68
Putt ’n’ Putter	68
Revenge Of Drancon.....	68
Shinobi	69
Slider	69
Sonic The Hedgehog 2.....	70
Space Harrier	70
Spiderman	70
Streets Of Rage	71
Super Kick Off	71
Terminator.....	71
Wimbledon	72
Wolfchild	72
Wonderboy.....	72
Wonderboy (The Dragon’s Trap).....	72

MEGA CD TIPS

Batman Returns	74
Black Hole Assault	74
Cobra Command	75
Ecco CD.....	76
Final Fight CD	77
Jaguar XJ220	77
Make My Video: Kriss Kross	78
Night Trap	78
Sewer Shark	80
Silpheed.....	80
Sol Feace.....	81
Sonic CD.....	82
Time Gal	82
Thunderhawk.....	82
Wolfchild	82

From the triumphant creators of

**SEGA
POWER**

comes...

**'THE DIRTY
ROTTEN
TIPS BOOK**

...a comprehensive collection of cheats 'n' tips 'n' stuff which makes mincemeat out of the most complex arcade adventures and helps you laugh in the face of the toughest beat-'em-ups. You'll wonder how you ever played Sega games without it.

Future
LEISURE

The home
of Britain's
grooviest
magazines

Sega Power - the ultimate add-on for your Sega is on sale the first Thursday of every month.