



Sonic Allstars Air Hockey Coin Mech Conversion




1. Open door and disconnect coin loom and remove original mech (2 screws) and face plate.




2. Discard old mech and faceplate




3. Connect the 10 way edge connector of loom supplied, to the loom from the original coin mechanism. Note that the colours should match pin to pin.




4. Connect the 10 way edge connector to the Excel credit board as shown in the picture.



5. Connect the 10 way coin loom into the excel credit board.
N.B. It must be connected to CN5 input



6. Connect the other end of the 10 way coin loom to the SR3 coin mechanism



7. Clip the SR3 coin mechanism into the faceplate.

8. Mount all boards inside and tidy cables

See back page for DIP Switch credit settings

If you have any issues regarding the conversion, please contact:

Technical Services

Sega Amusements Europe Ltd

+44 (0) 208 391 8072

jayk@sega.co.uk

22.2. PRICE OF PLAY SETTINGS UK

	Price	Bonus		D L Switch 1				
				Switch 1	Switch 2	Switch 3	Switch 4	Switch 5
1	10p	No Bonus		OFF	OFF	OFF	OFF	OFF
2	10p	6 = 50p		ON	OFF	OFF	OFF	OFF
3	20p	No Bonus		OFF	ON	OFF	OFF	OFF
4	20p	3 = 50p	6 = £1 12 = £2	ON	ON	OFF	OFF	OFF
5	30p	No Bonus		OFF	OFF	ON	OFF	OFF
6	30p	1.66 = 50p	4 = £1 8 = £2	ON	OFF	ON	OFF	OFF
7	30p	2 = 50p	4 = £1	OFF	ON	ON	OFF	OFF
8	30p	AMLD*	3 = £1 6 = £2	ON	ON	ON	OFF	OFF
9	40p	No Bonus		OFF	OFF	OFF	ON	OFF
10	40p	1.25 = 50p	3 = £1 6 = £2	ON	OFF	OFF	ON	OFF
11	50p	No Bonus		OFF	ON	OFF	ON	OFF
12	50p		3 = £1 6 = £2	ON	ON	OFF	ON	OFF
13	50p		2 = £1 5 = £2	OFF	OFF	ON	ON	OFF
14	60p	No Bonus		ON	OFF	ON	ON	OFF
15	60p		2 = £1 4 = £2	OFF	ON	ON	ON	OFF
16	80p	No Bonus		ON	ON	ON	ON	OFF
17	80p	1.25 = £1	2 = £1.50 2.5 = £2	OFF	OFF	OFF	OFF	ON
18	£1	No Bonus		ON	OFF	OFF	OFF	ON
19	£1		3 = £2	OFF	ON	OFF	OFF	ON
20	£1		2 = £2 5 = £4	ON	ON	OFF	OFF	ON
21	£1.50	No Bonus		OFF	OFF	ON	OFF	ON
22	£1.50		2 = £2	ON	OFF	ON	OFF	ON
23	£2	No Bonus		OFF	ON	ON	OFF	ON
24	£2		3 = £5	ON	ON	ON	OFF	ON
25	£3	No Bonus		OFF	OFF	OFF	ON	ON
26	£3		2 = £5	ON	OFF	OFF	ON	ON
27	£5	No Bonus		OFF	ON	OFF	ON	ON
28	£5		3 = £10	ON	ON	OFF	ON	ON
29	£7.50	No Bonus		OFF	OFF	ON	ON	ON
30	£7.50		2 = £10	ON	OFF	ON	ON	ON
31	£10	No Bonus		OFF	ON	ON	ON	ON
32	Free Play			ON	ON	ON	ON	ON

22.3. PRICE OF PLAY SETTINGS EURO

	Price	Bonus			D L Switch 1				
					Switch 1	Switch 2	Switch 3	Switch 4	Switch 5
1	100	No Bonus			OFF	OFF	OFF	OFF	OFF
2	100	6 = 500			ON	OFF	OFF	OFF	OFF
3	200	No Bonus			OFF	ON	OFF	OFF	OFF
4	200	3 = 500	6 = €1	12 = €2	ON	ON	OFF	OFF	OFF
5	300	No Bonus			OFF	OFF	ON	OFF	OFF
6	300	1.66 = 500	4 = €1	8 = €2	ON	OFF	ON	OFF	OFF
7	300	2 = 500	4 = €1		OFF	ON	ON	OFF	OFF
8	300	AMLD*	3 = €1	6 = €2	ON	ON	ON	OFF	OFF
9	400	No Bonus			OFF	OFF	OFF	ON	OFF
10	400	1.25 = 500	3 = €1	6 = €2	ON	OFF	OFF	ON	OFF
11	500	No Bonus			OFF	ON	OFF	ON	OFF
12	500		3 = €1	6 = €2	ON	ON	OFF	ON	OFF
13	500		2 = €1	5 = €2	OFF	OFF	ON	ON	OFF
14	600	No Bonus			ON	OFF	ON	ON	OFF
15	600		2 = €1	4 = €2	OFF	ON	ON	ON	OFF
16	800	No Bonus			ON	ON	ON	ON	OFF
17	800	1.25 = £1	2 = €1.50	2.5 = €2	OFF	OFF	OFF	OFF	ON
18	€1	No Bonus			ON	OFF	OFF	OFF	ON
19	€1		3 = €2		OFF	ON	OFF	OFF	ON
20	€1		2 = €2	5 = €4	ON	ON	OFF	OFF	ON
21	€1.50	No Bonus			OFF	OFF	ON	OFF	ON
22	€1.50		2 = €2		ON	OFF	ON	OFF	ON
23	€2	No Bonus			OFF	ON	ON	OFF	ON
24	€2			3 = €5	ON	ON	ON	OFF	ON
25	€3	No Bonus			OFF	OFF	OFF	ON	ON
26	€3			2 = €5	ON	OFF	OFF	ON	ON
27	€5	No Bonus			OFF	ON	OFF	ON	ON
28	€5			3 = €10	ON	ON	OFF	ON	ON
29	€7.50	No Bonus			OFF	OFF	ON	ON	ON
30	€7.50			2 = €10	ON	OFF	ON	ON	ON
31	€10	No Bonus			OFF	ON	ON	ON	ON
32	Free Play				ON	ON	ON	ON	ON

22.1. VTS CREDIT BOARD OPTION SETTINGS

Credit Board Mode Settings Switch 3																				
Country	Setting	Switch 3 Setting						Coin Validator Programming								C120/SR3 Ory				
		SW1	SW2	SW3	SW4	SW5	SW6	COIN1	COIN2	COIN3	COIN4	COIN5	COIN6	COIN7	COIN8	COIN9	COIN10	COIN11	COIN12	
UK	Coin Controls C220 Parallel	OFF	OFF	OFF	OFF			£1	50p new	20p	10p	-	50p old	-	-					
UK	Coin Controls C220 Binary	ON	OFF	OFF	OFF			£1	50p new	20p	10p	-	50p old	-	£2					
UK	Coin Controls C220 Binary	OFF	ON	OFF	OFF			£1	50p new	20p	10p	-	£2	-	50p old					
UK	Coin Controls SR3 Parallel	ON	ON	OFF	OFF			£1	50p new	20p	10p	-	£2	-	50p old	-	-	-	-	
UK Euro	Coin Controls SR3 Parallel	OFF	OFF	ON	OFF			£2 €2	£1 €1	50p new 500	20p 200	10p 100	-	-	-	50p old	-	-	-	
UK	Mars ME/MS 111 Parallel	ON	OFF	ON	OFF			£1	£2	20p	10p	50p new	50p old							
UK Belgium	NRI Parallel Parallel	OFF ON	ON ON	ON ON	OFF OFF			10p -	20p 50BFr	50p 20BFr	£1 5BFr	£2	-							
Holland	Parallel	OFF	OFF	OFF	ON			-	5NLG	2.5NLG	1NLG									
Austria	SR3 Parallel	ON	OFF	OFF	ON			20Sch	10Sch	5Sch	1Sch				1	..				
Spain	Coin Controls C220 Binary	OFF	ON	OFF	ON			500Pta	200Pta	100Pta	50Pta	25Pta	200Pt old	50Pta old	25Pta old					
Spain	SR3/NRI Parallel	ON	ON	OFF	ON			500Pta	200Pta	100Pta	50Pta	25Pta	-	-	200Pta	-	50Pta old	25P& old	-	
Spain	Coin Controls C220 Parallel	OFF	OFF	ON	ON			100Pta	50Pta new	-	25Pta new	-	50Pta old	-	25Pta old					
Portugal Euro	Parallel	ON	OFF	ON	ON			200Es €1	100Es 50d	50Es	-	-	-	-	-					
	TBA					OFF		TBA					Please Note The credit board automatically sets the validator for parallel and binary operation through an output on pin 8 of the 17 way pinstrip. For the feature to work it is necessary for the validator interconnecting cable to include a wire at this position							
						ON		TBA												
	Channels							OFF	Direct Mode											
						ON		2 channel Mode												

Note: These switch settings are under constant review and may change due to world currency updates.

- Set SW 1 according to the option settings found in the relevant Price of Play Settings Table on the following pages.
- For Germany (DM), France (Fr) & Switzerland (SFr), use the appropriate existing setting shown above (from another country) that matches the coin ratios programmer into your coin mech.
- Set SW 3 on the VTS/Excel board as shown in the table above corresponding to the country required,